

SYN-TAC[®]

Catalog #23



POWERED

by

PAMARCO

GlobalGraphics



www.pamarcoglobal.com

INDEX

A. B. Dick	4, 5, 6, 7, 8, 9
ATF Chief	10, 11, 12
Baum Folder	80
Blankets	2
CARE Chemicals	3
Crestline	13, 14, 15, 16
Dahlgren	49
Davidson	17, 18
Didde-Glaser	19, 20, 21, 22
Halm	23
Hamada	24, 25, 26, 27, 28, 29, 30, 31, 32, 33, 34, 35, 36, 37
Heidelberg	38, 39, 40, 41, 42, 43, 44, 45, 46
Kits Listed On Back Cover	97
Komori	47, 48
Kompac	49
Multilith	50, 51, 52, 53, 54, 55, 56, 57, 58
Martin Yale Folder	80
Ryobi Itek	59, 60, 61, 62, 63, 64, 65, 66, 67, 68, 69
Toko	70, 71
Townsend T-51	72, 73, 74, 75, 76, 77, 78, 79
Water Fountain Bottles	80

INDEX OEM

INDEX of OEM Crestline, Tempest, Powder Pro	82
---	----

SYN-TAC GUARANTEE

The finest materials and workmanship have been used in manufacturing every SYN-TAC roll. It has been carefully inspected before leaving the factory and is guaranteed by us to be perfect.

If found otherwise, please return it to your dealer at once. This warranty does not cover damage caused by misuse, negligent handling or alteration.

Components supplied with rollers as bearings, bushings, clips, screws, etc, are warranted and will be replaced.

Pamarco Global Graphics or any of its affiliates will not be held liable for any damage done by the cause of a roller or rollers, component or components failing to perform properly or improperly.

PAMARCO GLOBAL GRAPHICS

Copyright 2012—Pamarco Global Graphics.
Effective date, April 1, 2012
Specifications and prices are subject to change without notice.

PRINTED IN USA

Phone: (847) 459-6000
Fax: (800) 626-9211 or (847) 459-6277
Email orders to: syntac.orders@pamarcoglobal.com
www.pamarcoglobal.com

**ALL BLANKETS, CHEMICALS
AND ROLLERS
ARE NOT THE SAME!**

***SYN-TAC® &
CARE®
SIMPLY THE BEST***



**EACH ROLL IS DESIGNED AND MANUFACTURED
TO DO A SPECIFIC JOB.**

Only the best rubber formulations are used on **SYN-TAC** rollers, with the proper ink and water affinity minimizing the time you need to get the proper ink-water balance on your press.

**CHEMICALS FOR BETTER PRINTING AND
LONGER LASTING ROLLERS**

CARE chemicals are designed to work hand in hand with the high quality rubber formulations used on each **SYN-TAC** roller. **CARE** chemicals were developed specifically for use with **SYN-TAC** rollers. Since you invested in high quality **SYN-TAC** rollers for your press, you should only use **CARE** chemicals to preserve your investment.


PREMIUM BLANKETS

You're using the highest quality roller when you install **SYN-TAC** replacement rollers, and maintaining those rollers by using **CARE** chemicals. To complete your high quality print job you need high quality blankets. **SYN-TAC** offers only the best, so when you need blankets superior in fit, finish and durability, choose **SYN-TAC** premium blankets.

DEMAND THE VERY BEST.

**CHOOSE SYN-TAC BLANKETS AND ROLLERS
AND CARE CHEMICALS!**

ALL SYN-TAC BLANKETS ARE COMPRESSIBLE AND
MADE TO WORK WITH OIL AND RUBBER BASE INKS.



Syn-Tac Cat. No.	Description	Model	Length Around Cylinder	Width
A.B.DICK 360 & 9800				
BL360P	3 PLY BLANKET (punched)	360	18 ¹ / ₂	10 ⁵ / ₈
BL360PW	3 PLY BLANKET (punched)	360	18 ¹ / ₂	11
BL375P	3 PLY BLANKET (punched)	9800	19 ³ / ₈	12 ⁵ / ₈
ATF CHIEF				
BL150P	3 PLY BLANKET (punched)	Chief 15	15 ³ / ₁₆	10
BL170P	3 PLY BLANKET (punched)	Chief 17	18 ⁹ / ₁₆	10 ³¹ / ₃₂
HAMADA 600, 700 / E47, C248, H234 & B452				
BL600P	3 PLY BLANKET (punched)	600	19 ¹ / ₄	12
BL700P	3 PLY BLANKET (punched)	700 / E47	16 ⁵ / ₁₆	18 ³ / ₈
BL248B	4 PLY BLANKET (barred)	C248	16 ⁵ / ₁₆	18 ¹ / ₂
BL234B	4 PLY BLANKET (barred)	H234	19 ¹⁵ / ₁₆	12 ⁵ / ₈
BL452B	4 PLY BLANKET (barred)	B452	17 ³ / ₄	20 ¹ / ₈
BLR34B	3 PLY BLANKET (barred)	RS34 / VS34	19 ⁷ / ₈	12 ⁵ / ₈
BLD34B	3 PLY BLANKET (barred)	DU34	19 ¹ / ₄	12 ¹ / ₂
HEIDELBERG GTO 46 & 52, QM46 & PRINTMASTER 46				
BL460S	4 PLY BLANKET (straight)	GTO 46	17 ⁵ / ₁₆	18 ¹ / ₈
BL520S	4 PLY BLANKET (straight)	GTO 52	17 ¹ / ₂	20 ¹ / ₂
BL400B	4 PLY BLANKET (barred)	QM 46 & PM 46	21 ⁷ / ₈	13 ¹ / ₄
MULTILITH 1250LW & 1360 / 1650				
BL122P	3 PLY BLANKET (punched)	1250LW	18 ⁷ / ₁₆	11
BL130P	3 PLY BLANKET (punched)	1360, 1650	18 ⁷ / ₁₆	12 ⁵ / ₈
RYOBI 2800, 3200, 3200MCD / 3200E, 3302 / 3304 & 3404DI				
BL280P	5 PLY BLANKET (punched)	2800	19	11 ¹ / ₄
BL320P	5 PLY BLANKET (punched)	3200	19 ¹ / ₂	12
BL320B	5 PLY BLANKET (barred)	3200, 3302, 3304	19 ¹ / ₂	12
BL330P	5 PLY BLANKET (punched)	3200MCD, 3200E 3302, 3304	19 ¹ / ₂	13
BL330B	5 PLY BLANKET (barred)	3200MCD, 3200E 3302, 3304	19 ¹ / ₂	13
BL330PW	5 PLY BLANKET (punched)	3302, 3304	19 ¹ / ₂	13 ⁵ / ₈
BL330BW	5 PLY BLANKET (barred)	3302, 3304	19 ¹ / ₂	13 ⁵ / ₈
BL330BN	5 PLY BLANKET (barred)	3302, 3304	19 ¹ / ₂	12 ¹ / ₂
BL332P	5 PLY BLANKET (punched)	3302H, 3304H	19 ¹ / ₄	13 ¹ / ₂
BL332B	5 PLY BLANKET (barred)	3302H, 3304H	19 ¹ / ₄	13 ¹ / ₂
BL340P	5 PLY BLANKET (punched)	3404DI	20 ²³ / ₃₂	13 ²⁵ / ₃₂
BL340B	5 PLY BLANKET (barred)	3404DI	20 ²³ / ₃₂	13 ²⁵ / ₃₂
BL340B4	4 PLY BLANKET (barred)	3404DI	20 ²³ / ₃₂	13 ²⁵ / ₃₂
BL52DIB	4 PLY BLANKET (barred)	52 DI	19 ⁵ / ₃₂	20 ²⁷ / ₃₂

If you do not see the blanket you need, please contact us. We will be happy to give you a quote.

Blankets for UV ink or non compressible are available upon request.

All blankets shown above are in stock for immediate shipment.

All other blankets will be ready in two to four days.

ALL CARE CHEMICALS ARE MADE TO WORK WITH OIL BASE AND RUBBER BASE INKS.



Syn-Tac
Cat. No.

Description

Unit Size

CHEMICALS		
Syn-Tac Cat. No.	Description	Unit Size
X75-100-QT	Meter roll cleaner / desensitizer	Quart Bottle
X75-100-GL	Meter roll cleaner / desensitizer	Gallon Bottle
X75-100-5GL	Meter roll cleaner / desensitizer	5 Gallon Cube
X75-100-55GL	Meter roll cleaner / desensitizer	55 Gallon Drum
X75-101-QT	Chrome roll cleaner / desensitizer	Quart Bottle
X75-110-QT	Deep Cleaning Gel	Quart Bottle
X75-110-GL	Deep Cleaning Gel	Gallon Bottle
X75-111-QT	Deglazer Gel	Quart Bottle
X75-112-QT	Roller Lube	Quart Bottle
X75-120-GL	Soft Kleen Water Miscible Wash	Gallon Bottle
X75-120-5GL	Soft Kleen Water Miscible Wash	5 Gallon Cube
X75-120-55GL	Soft Kleen Water Miscible Wash	55 Gallon Drum
X75-121-GL	Quick Kleen Water Miscible Wash	Gallon Can
X75-121-5GL	Quick Kleen Water Miscible Wash	5 Gallon Pail
X75-121-55GL	Quick Kleen Water Miscible Wash	55 Gallon Drum
X75-122-GL	Color Out Step One	Gallon Can
X75-122-5GL	Color Out Step One	5 Gallon Pail
X75-122-55GL	Color Out Step One	55 Gallon Drum
X75-123-GL	Color Out Step Two	Gallon Can
X75-123-5GL	Color Out Step Two	5 Gallon Pail
X75-123-55GL	Color Out Step Two	55 Gallon Drum
X55-05	FC 1000 Fountain Concentrate	1 Gallon Bottle
X55-10	FC 1000 Fountain Concentrate	1 case (4/1 Gallon Bottle)
X55-60	FC 1000 Fountain Concentrate	1 pallet (27 cases)
X55-06	APA Fountain ADDITIVE	1 Gallon Bottle
X55-11	APA Fountain ADDITIVE	1 case (4/1 Gallon Bottle)
X55-61	APA Fountain ADDITIVE	1 pallet (27 cases)
X55-18	MP2000 MULTI PURPOSE Fountain Con	1 Gallon Bottle
X55-53	MP2000 MULTI PURPOSE Fountain Con	1 case (4/1 Gallon Bottle)
X55-24	MP2000 POLY PLUS	1 Gallon Bottle
X55-56	MP2000 POLY PLUS	1 case (4/1 Gallon Bottle)
X55-21	POLY AD Fountain Concentrate	1 Quart Bottle
X55-57	POLY AD Fountain Concentrate	1 case (12/1 Quart Bottle)
X55-01	COMPOUND X Roll Deglazer Paste	2 LB TUB
X55-52	COMPOUND X Roll Deglazer Paste	1 case (8/2 lb TUBS)
X55-07	SP25 Spray Powder	5 LB BOX (10/8 oz BAGS)
X55-08	SP25 Spray Powder	20 LB CASE (4/5 lb BOXES)

If you are not sure which chemical to use on your SYN-TAC rollers please give us a call. We will be happy to help you.

MSDS information is available on our web site.
www.pamarcoglobal.com

All chemicals shown above are in stock for immediate shipment. All shipments are regular ground. No chemical shipments will go by air.

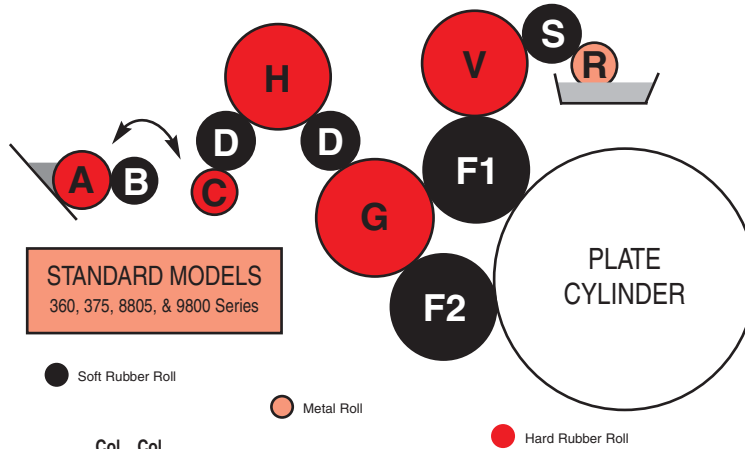
Washes are sold in full cases. Quarts are packed 6 per case. Gallons are packed 4 per case. 5 Gallon units and 55 Gallon drums ship by themselves. Cases may be mixed.

Fountain solutions are sold in individual units.

A.B. DICK MODELS 360, 360-PRO & 8800 series

(See column #1 for models 360 & 8800 series)

(See column #2 for model 360-Pro.)



Col. 1	Col. 2	Description	Mfg. Part No.	Roll Dia.	Roll Face Lgth.	Overall Shaft Lgth.
--------	--------	-------------	---------------	-----------	-----------------	---------------------

INK SYSTEM ROLLERS

360-K	•	—	KIT (five soft rubber ink rolls)	—	—	—
360-PK	•	—	KIT (seven soft rubber ink rolls)	—	—	—
36010	F1	F1	INK FORM	76910	2 ³ / ₃₂	11 ¹ / ₈ 13
36010	F2	—	INK FORM (for older model 360)	76910	2 ³ / ₃₂	11 ¹ / ₈ 13
36011	F2	F2	INK FORM	76911	2 ¹⁵ / ₃₂	11 ¹ / ₈ 13
36020	D	D	INK DISTRIBUTOR	76908	1	10 ³ / ₄ 13 ³ / ₄
36021	D	—	INK DISTRIBUTOR	—	1 ¹ / ₈	10 ³ / ₄ 13 ³ / ₄
36022	D	—	INK DISTRIBUTOR	—	1 ¹ / ₄	10 ³ / ₄ 13 ³ / ₄
36029	C	C	INTERMEDIATE ROLL	76199	1 ¹ / ₈	10 ⁷ / ₈ 14 ¹ / ₈
36030	B	B	INK DUCTOR	76909	1 ¹ / ₄	10 ³ / ₄ 12 ⁵ / ₈
36035	A	A	INK FOUNTAIN	76021	1 ¹ / ₄	11 ¹ / ₃₂ 19 ¹ / ₄
360820	H	H	TOP INK OSCILLATOR	71514	2 ¹⁹ / ₃₂	11 ¹ / ₄ 13 ⁷ / ₈
360830	G	G	GEARED MAIN OSCILLATOR	71507	2 ¹ / ₂	11 ⁵ / ₃₂ 19
360840	H	—	JUMBO INK OSCILLATOR (must be installed with extra distributors and brackets)	—	4	11 ¹ / ₄ 13 ⁷ / ₈
360870	—	H1	LOWER OSCILLATOR on 2nd FORM (complete assembly)	71516	2 ¹⁹ / ₃₂	11 ¹ / ₄ 15
36080	—	—	SYN-TAC SUPER INKER (See page 9 for description of complete set.)	—	—	—
36060	—	—	SEGMENTED UPPER FEED ROLL	71551	1 ¹ / ₈	9 ⁹ / ₃₂ 10 ³ / ₄

SUPER AQUAMATIC WATER SYSTEM ROLLERS

36051	S	S	AQUA DUCTOR (smooth metal roll)	76631	1 ¹ / ₂	12 ¹ / ₃₂ 13 ¹ / ₄
36055	R	R	WATER FOUNTAIN (rubber)	76641	1 ¹ / ₂	11 ¹¹ / ₁₆ 13 ¹³ / ₁₆
36059	V	V	WATER WAYER (shaft not included)	76797	2 ¹ / ₂	11 ¹ / ₈ 11 ¹ / ₂
360865	V	V	SHAFT for #36059 WATER WAYER	—	—	13 ³ / ₄

STANDARD AQUAMATIC WATER SYSTEM ROLLERS

36050	S	S	AQUA DUCTOR (rubber)	76184	1 ¹ / ₂	11 ⁵ / ₈ 13 ³ / ₁₆
36056-K	R	R	WATER FOUNTAIN (aluminum rough)	76315	1 ¹ / ₂	11 ²⁹ / ₃₂ 13 ³ / ₄
36056-S	R	R	WATER FOUNTAIN (aluminum smooth)	76315	1 ¹ / ₂	11 ²⁹ / ₃₂ 13 ³ / ₄
360850	V	V	OSCILLATING WAYER (hard rubber)	76189	2 ¹ / ₂	11 ¹ / ₄ 13 ³ / ₄

BLANKET CLEANER ROLLERS

36018	—	—	SCRUBBING ROLL	12853	1 ¹ / ₄	11 ¹ / ₈ 11 ¹ / ₂
36019	—	—	BLANKET CLEANER	12900	1 ¹ / ₄	11 11 ⁵ / ₁₆

BOTTLE

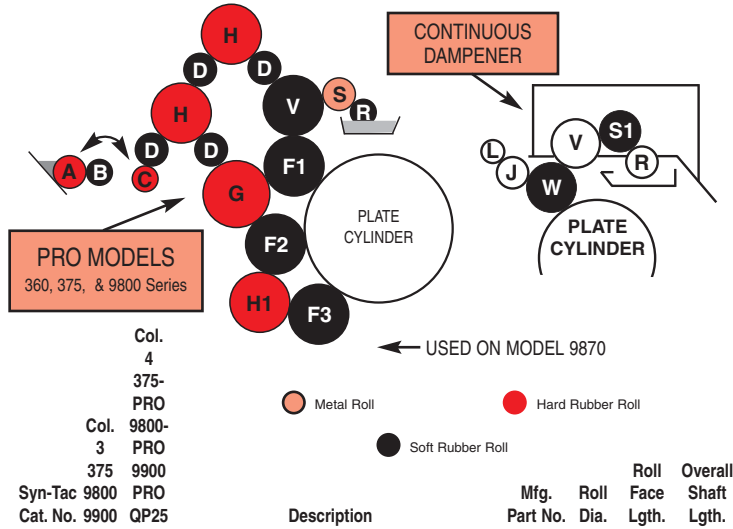
35049	—	—	WATER FOUNTAIN BOTTLE (plastic, quart size, with cap & valve)	—	—	—
--------------	---	---	---	---	---	---

• The ink train soft rubber roller kit includes these rolls.
See pages 74 or 75 for Townsend T-51 color head rolls.
See page 13 for Crestline water unit rolls

A.B. DICK MODELS 375, 375-PRO, 9800 & 9900 SERIES

(See column 3 for model 375, 9800 series & 9900 series.)

(See column 4 for model 375-Pro, 9800-Pro series. 9900 Pro series & QP25)



INK SYSTEM ROLLERS

Col. 4	Col. 3	Col. 2	Description	Mfg. Part No.	Roll Dia.	Roll Face Lgth.	Overall Shaft Lgth.
	•	—	375-K KIT (five soft rubber ink rolls)	—	—	—	—
	—	•	375-PK KIT (seven soft rubber ink rolls)	—	—	—	—
	F1	F1	INK FORM (upper)	7567	2 ³ / ₃₂	12 ⁷ / ₈	15
	F2	F2	INK FORM (lower)	7565	2 ¹⁵ / ₃₂	12 ⁷ / ₈	15
	—	F3	INK FORM (model 9870 only)	22736	2 ³ / ₃₂	12 ⁷ / ₈	13 ¹ / ₈
	D	D	INK DISTRIBUTOR	7547	1	12 ³ / ₄	15 ³ / ₄
	D	—	INK DISTRIBUTOR	—	1 ¹ / ₈	12 ³ / ₄	15 ³ / ₄
	D	—	INK DISTRIBUTOR	—	1 ¹ / ₄	12 ³ / ₄	15 ³ / ₄
	C	C	INTERMEDIATE ROLL (geared)	7549	1 ¹ / ₈	12 ⁷ / ₈	16 ¹ / ₈
	B	B	INK DUCTOR	7591	1 ¹ / ₄	12 ³ / ₄	14 ⁵ / ₈
	—	B	INK DUCTOR (QP25 only)	403968	1 ¹ / ₈	12 ³ / ₄	14 ⁵ / ₈
	A	A	INK FOUNTAIN	7588	1 ¹ / ₄	13 ¹ / ₁₆	21 ¹ / ₄
	A	A	INK FOUNTAIN (rubber seals <u>not</u> included for 9800 series)	18358	1 ¹ / ₄	12 ³ / ₄	14 ¹³ / ₃₂
	H	H	TOP INK OSCILLATOR	7576	2 ¹⁹ / ₃₂	13 ¹ / ₄	15 ²⁵ / ₃₂
	G	G	GEARED MAIN OSCILLATOR	7556	2 ¹ / ₂	13 ⁵ / ₃₂	21 ¹ / ₃₂
	—	—	JUMBO INK OSCILLATOR (must be installed with extra distributors & brackets)	—	4	13 ¹ / ₄	15 ⁷ / ₈
	—	H1	LOWER OSCILLATOR on 2nd FORM (complete assembly)	7577	2 ¹⁹ / ₃₂	13 ¹ / ₄	17
	—	—	SYN-TAC SUPER INKER (See page 9 for description of complete set.)	—	—	—	—
	—	—	SEGMENTED UPPER FEED ROLL	7641	1 ¹ / ₈	11 ¹ / ₄	12 ³ / ₄
	—	—	SEGMENTED UPPER FEED ROLL (9870, 9910 threaded ends)	22779	1 ¹ / ₈	11 ¹ / ₄	14 ¹ / ₃₂

SUPER AQUAMATIC WATER SYSTEM ROLLERS

37551	S	S	AQUA DUCTOR (smooth metal roll)	7859	1 ¹ / ₂	14 ¹ / ₃₂	15 ³ / ₁₆
37555	R	R	WATER FOUNTAIN (rubber)	7856	1 ¹ / ₂	13 ¹¹ / ₁₆	15 ¹³ / ₁₆
37559	V	V	WATER WAVER (shaft not included)	8026	2 ¹ / ₂	13 ¹ / ₈	13 ¹ / ₂
375865	V	V	SHAFT for #37559 WATER WAVER	—	—	—	15 ³ / ₄

STANDARD AQUAMATIC WATER SYSTEM ROLLERS

37550	S	S	AQUA DUCTOR (rubber)	7668	1 ¹ / ₂	13 ⁵ / ₈	15 ³ / ₁₆
37556-K	R	R	WATER FOUNTAIN (aluminum rough)	7657	1 ¹ / ₂	13 ¹³ / ₁₆	15 ²⁷ / ₃₂
37556-S	R	R	WATER FOUNTAIN (aluminum smooth)	7657	1 ¹ / ₂	13 ¹³ / ₁₆	15 ²⁷ / ₃₂
375850	V	V	OSCILLATING WAVER ROLL (hard rubber)	7568	2 ¹ / ₂	13 ¹ / ₄	15 ²⁵ / ₃₂

A.B. DICK 9800 CONTINUOUS DAMPENER WATER SYSTEM

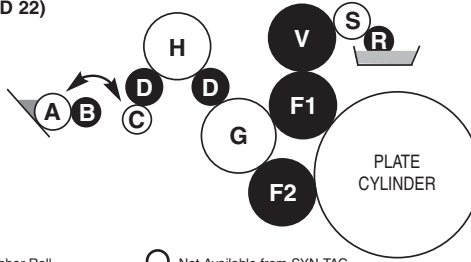
37546	W	W	WATER FORM	22581	2 ¹³ / ₃₂	13	16 ⁹ / ₁₆
37553	S1	S1	WATER METERING	22674	2 ⁹ / ₃₂	14 ⁹ / ₁₆	16 ⁹ / ₁₆

BOTTLE

35049	—	—	WATER FOUNTAIN BOTTLE (plastic, quart size, with cap & valve)	17747	—	—	—
-------	---	---	--	-------	---	---	---

• The ink train soft rubber roller kit includes these rolls.
See pages 75 for Townsend T-51 color head rolls.
See page 13 for Crestline water unit rolls

A.B. DICK MODELS 385
(formerly MGD 22)



Syn-Tac Cat. No.	Key	Description	Mfg. Part No.	Roll Dia.	Roll Face Lgth.	Overall Shaft Lgth.
---------------------	-----	-------------	------------------	--------------	-----------------------	---------------------------

A.B. DICK MODELS 385 (formerly MGD 22)

INK SYSTEM ROLLERS

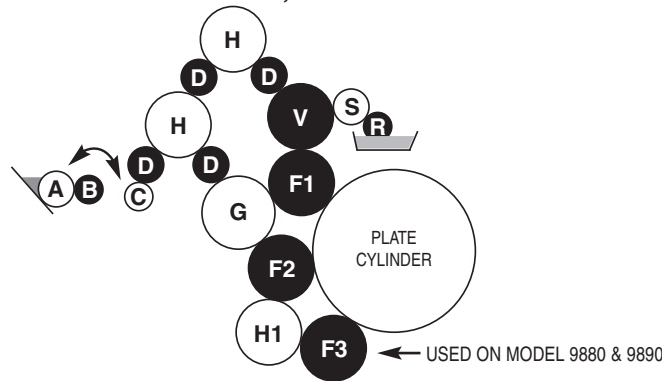
38510	F1	INK FORM	82363	2 ³ / ₃₂	23	25 ¹ / ₂
	F2					
38511	F2	INK FORM	82362	2 ¹ / ₂	23	25 ¹ / ₂
38520	D	INK DISTRIBUTOR	82350	1 ¹ / ₈	22 ¹ / ₂	26 ¹ / ₄
38521	D	INK DISTRIBUTOR	—	1 ¹ / ₄	22 ¹ / ₂	26 ¹ / ₄
38530	B	INK DUCTOR	82352	1 ¹ / ₄	22 ¹ / ₂	24 ¹⁵ / ₁₆
385840	H	JUMBO INK OSCILLATOR (must be installed with extra distributors & brackets)	—	4	23 ¹ / ₈	26 ³ / ₈
38580	—	SYN-TAC SUPER INKER (complete set is shown on page 9.)	—	—	—	—

WATER SYSTEM ROLLERS

38555	R	WATER FOUNTAIN	80584	1 ¹ / ₂	23 ⁵ / ₈	26 ⁵ / ₁₆
38559	V	WATER WAVER (shaft not included)	82353	2 ¹ / ₂	23 ¹ / ₈	23 ¹ / ₂
35049	—	WATER FOUNTAIN BOTTLE (plastic, quart size, with cap & valve)	—	—	—	—

See page 76 for Townsend T-51 color head rolls, and pages 9 for Super Inker.

A.B. DICK MODEL 385-PRO, 9880 & 9890



● Soft Rubber Roll ○ Not Available from SYN-TAC

A.B. DICK MODEL 385 PRO, 9880 & 9890

INK SYSTEM ROLLERS

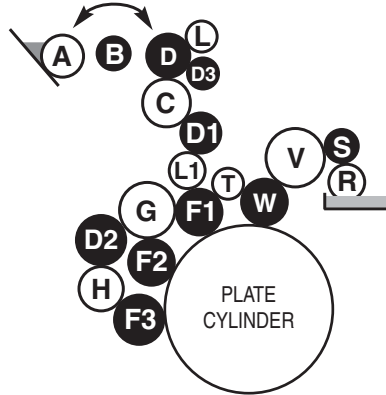
38510	F1	INK FORM (first)	82363	2 ³ / ₃₂	23	25 ¹ / ₂
38511	F2	INK FORM (second)	82362	2 ¹ / ₂	23	25 ¹ / ₂
38512	F3	INK FORM (third 9880 & 9890 only)	82582	2 ¹ / ₈	23	24
38522*	D	INK DISTRIBUTOR	82391	1	22 ¹⁵ / ₃₂	26 ¹ / ₄
38530	B	INK DUCTOR	82352	1 ¹ / ₄	22 ¹ / ₂	24 ¹⁵ / ₁₆
38560	—	SEGMENTED UPPER FEED ROLL	400073	1 ¹ / ₈	18 ¹ / ₈	24 ⁷ / ₁₆

WATER SYSTEM ROLLERS

38555	R	WATER FOUNTAIN	80584	1 ¹ / ₂	23 ⁵ / ₈	26 ⁵ / ₁₆
38559	V	WATER WAVER (shaft not included)	82353	2 ¹ / ₂	23 ¹ / ₈	23 ¹ / ₂
35049	—	WATER FOUNTAIN BOTTLE (plastic, quart size, with cap & valve)	—	—	—	—

*Bushings are **NOT** included.

A. B. DICK MODEL CENTURY 3000



● Soft Rubber Roll ○ Not Available from SYN-TAC

Syn-Tac Cat. No.	Key	Description	Mfg. Part No.	Roll Dia.	Roll Face Lgth.	Overall Shaft Lgth.
---------------------	-----	-------------	------------------	--------------	-----------------------	---------------------------

A.B. DICK MODEL CENTURY 3000

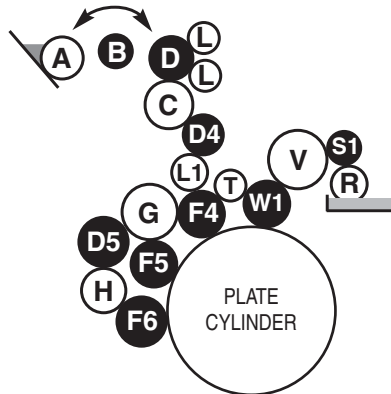
INK SYSTEM ROLLERS

30010	F1	INK FORM (medium)	173627	2 ¹⁵ / ₃₂	12 ⁷ / ₈	15
30011	F2	INK FORM (small)	173628	2 ³ / ₃₂	12 ⁷ / ₈	15
30012	F3	INK FORM (large)	173629	2 ⁹ / ₁₆	12 ⁷ / ₈	15
30020	D3	INK TRANSFER (small)	180970	1	12 ²³ / ₃₂	16 ²⁵ / ₃₂
30021	D1	INK TRANSFER (medium)	180895	1 ¹ / ₂	12 ³ / ₄	15 ³ / ₄
30022	D	INK METERING	172447	1 ³ / ₄	12 ³ / ₄	14 ²³ / ₃₂
30023	D2	INK TRANSFER (large)	178949	2 ⁷ / ₈	12 ⁷ / ₈	17 ¹ / ₂
30030	B	INK DUCTOR	179961	1 ¹ / ₂	12 ³ / ₄	13 ¹¹ / ₃₂

WATER SYSTEM ROLLERS

30040	W	WATER FORM	172977	2 ¹³ / ₃₂	13 ³ / ₁₆	14 ¹ / ₂
30051	S	WATER METERING (gear not included)	178535	2 ⁹ / ₃₂	15 ¹ / ₂	17 ²⁹ / ₃₂
35049	—	WATER FOUNTAIN BOTTLE (plastic, quart size, with cap & valve)	—	—	—	—

A. B. DICK MODEL CENTURY 3500 & Power Pro 34



A.B. DICK MODEL CENTURY 3500

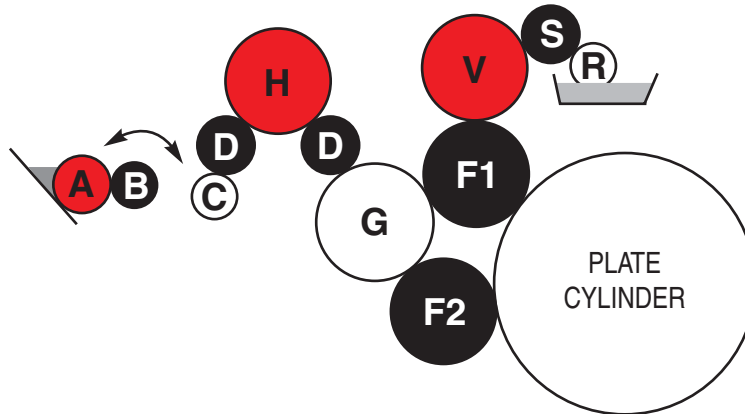
INK SYSTEM ROLLERS

30013	F4	INK FORM (medium)	186639	2 ¹⁵ / ₃₂	12 ²⁹ / ₃₂	15 ¹¹ / ₁₆
30014	F5	INK FORM (small)	186640	2 ³ / ₃₂	12 ²⁹ / ₃₂	16 ³¹ / ₃₂
30015	F6	INK FORM (large)	186641	2 ⁹ / ₁₆	12 ²⁹ / ₃₂	15 ¹¹ / ₁₆
30022	D	INK METERING	172447	1 ³ / ₄	12 ³ / ₄	14 ²³ / ₃₂
30024	D5	INK TRANSFER (large)	186216	3 ¹ / ₁₆	12 ⁷ / ₈	14 ¹ / ₂
30025	D4	INK TRANSFER (small)	186140	1 ¹ / ₂	12 ³ / ₄	16 ¹⁵ / ₁₆
30030	B	INK DUCTOR	179961	1 ¹ / ₂	12 ³ / ₄	13 ¹¹ / ₃₂

WATER SYSTEM ROLLERS

30041	W1	WATER FORM	186168	2 ¹¹ / ₃₂	13 ⁷ / ₃₂	14 ²³ / ₃₂
30053	S1	WATER METERING (gear not included)	186173	2 ⁹ / ₃₂	15 ¹ / ₂	17 ³ / ₁₆
35049	—	WATER FOUNTAIN BOTTLE (plastic, quart size, with cap & valve)	—	—	—	—

A. B. DICK MODEL 350



● Soft Rubber Roll ● Hard Rubber Roll ○ Not Available from SYN-TAC

Syn-Tac Cat. No.	Key	Description	Mfg. Part No.	Roll Dia.	Roll Face Lgth.	Overall Shaft Lgth.
INK SYSTEM ROLLERS						
35010	F1	INK FORM	76906	2 ³ / ₃₂	10 ¹ / ₈	13
35010	F2	INK FORM (for older model 350)	76906	2 ³ / ₃₂	10 ¹ / ₈	13
35011	F2	INK FORM	76907	2 ¹⁵ / ₃₂	10 ¹ / ₈	13
35020	D	INK DISTRIBUTOR	76049	1	10	13 ³ / ₄
35021	D	INK DISTRIBUTOR	—	1 ¹ / ₈	10	13 ³ / ₄
35022	D	INK DISTRIBUTOR	—	1 ¹ / ₄	10	13 ³ / ₄
35030	B	INK DUCTOR	76905	1 ¹ / ₄	10	12 ⁵ / ₈
35035	A	INK FOUNTAIN (for older model 350)	73823	1 ¹ / ₄	10 ¹⁷ / ₃₂	19 ¹ / ₄
36035	A	INK FOUNTAIN (for new model 350)	76021	1 ¹ / ₄	11 ¹ / ₃₂	19 ¹ / ₄
350820	H	TOP INK OSCILLATOR	73812	2 ¹⁹ / ₃₂	10 ³ / ₈	13 ⁷ / ₈
STANDARD AQUAMATIC WATER SYSTEM ROLLERS						
35050	S	AQUA DUCTOR	73824	1 ¹ / ₂	10 ³ / ₄	13 ¹ / ₈
350850	V	OSCILLATING WAVER ROLL (hard rubber)	71534	2 ¹ / ₂	10 ³ / ₈	13 ³ / ₄
BLANKET CLEANER ROLLERS						
36019	—	BLANKET CLEANER ROLL (new style)	12900	1 ¹ / ₄	11	11 ⁵ / ₁₆
BOTTLE						
35049	—	WATER FOUNTAIN BOTTLE (plastic, quart size, with cap & valve)	—	—	—	—

See page 75 for Townsend T-51 color head rolls.
See page 13 for Crestline water unit rolls

HERE'S A TIP ... When you run a color job and have ink left over, save a sample of the printed color. Paste or tape it on the can of unused ink. It will give you a quick answer to the shade of the contents.

SUPER INKER

for A.B. DICK, RYOBI or ITEK

IMPROVES INK SYSTEM



DESIGNED FOR
A.B. DICK MODELS 360, 375, 9800, & 385
RYOBI MODELS 2800, & 3200

The additional distributor rolls, besides giving better milling of the ink, reverse the direction of the jumbo oscillator. This lengthens the ink train and helps to evaporate any excess water. In addition, the long steady flow of ink helps to cover starvation streaks and delivers a fine, even film of ink to the plate. The press is not altered with gadget attachments. There is no drilling or tapping for additional screws or bolts.

Installation can be accomplished by a competent operator or serviceperson. Thereafter, it can be removed and replaced by simply removing rollers.

- *PROVIDES MORE INK RESERVE*
- *PRODUCES A FINER LAY OF INK*
- *HELPS EVAPORATE EXCESS WATER*
- *USES LESS INK & WATER*
- *IS EASY TO INSTALL*

MODEL 360 SUPER INKER NO. 36080 CONSISTS OF:

- | | | |
|---|---------|--|
| 1 | #360840 | Jumbo Ink Oscillator |
| 2 | #36021 | Ink Distributor (1 ¹ / ₈ " diameter) |
| 2 | #36022 | Ink Distributor (1 ¹ / ₄ " diameter) |
| 2 | #35000 | Distributor Roll Brackets |

MODELS 375 & 9800 SUPER INKER NO. 37580 CONSISTS OF:

- | | | |
|---|---------|--|
| 1 | #375840 | Jumbo Ink Oscillator |
| 2 | #37521 | Ink Distributor (1 ¹ / ₈ " diameter) |
| 2 | #37522 | Ink Distributor (1 ¹ / ₄ " diameter) |
| 2 | #35000 | Distributor Roll Brackets |

MODEL 385 SUPER INKER NO. 38580 CONSISTS OF:

- | | | |
|---|---------|--|
| 1 | #385840 | Jumbo Ink Oscillator |
| 2 | #38520 | Ink Distributor (1 ¹ / ₈ " diameter) |
| 2 | #38521 | Ink Distributor (1 ¹ / ₄ " diameter) |
| 2 | #38000 | Distributor Roll Brackets |

MODEL 2800 SUPER INKER NO. 28080 CONSISTS OF:

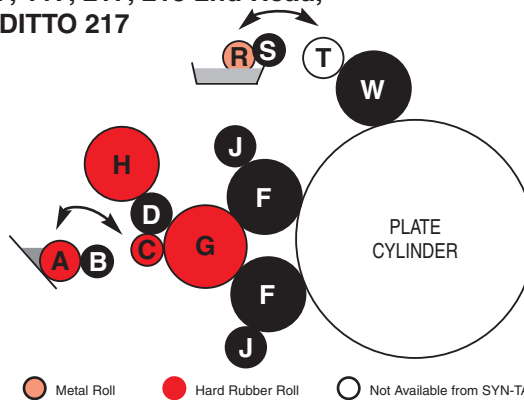
- | | | |
|---|---------|--|
| 1 | #280840 | Jumbo Ink Oscillator |
| 2 | #28020 | Ink Distributor (1 ¹ / ₄ " diameter) |
| 2 | #28021 | Ink Distributor (1 ¹ / ₈ " diameter) |
| 2 | #28000 | Distributor Brackets |

MODEL 3200 SUPER INKER NO. 32R80 CONSISTS OF:

- | | | |
|---|---------|--|
| 1 | #32R840 | Jumbo Ink Oscillator |
| 2 | #32R20 | Ink Distributor (1 ¹¹ / ₃₂ " diameter) |
| 2 | #32R21 | Ink Distributor (1 ⁵ / ₃₂ " diameter) |
| 2 | #28000 | Distributor Brackets |

NOTE Jumbo roll cannot be used without brackets and four distributor rolls.

**ATF CHIEF 15, 115, 215 1st Head,
ITEK 1115, DITTO 215 & DAVIDSON MODEL 301
ATF CHIEF 17, 117, 217, 215 2nd Head,
ITEK 1117 & DITTO 217**



Syn-Tac Cat. No.	Key	Description	Mfg. Part No.	Roll Dia.	Roll Face Lgth.	Overall Shaft Lgth.
---------------------	-----	-------------	------------------	--------------	-----------------------	---------------------------

**ATF CHIEF 15, 115, 215 1ST HEAD,
ITEK 1115, DITTO 215 & DAVIDSON MODEL 301**

INK SYSTEM ROLLERS

150-K	F	KIT (six soft rubber ink rolls)				
•15011	F	INK FORM	2170T681	2 1/8	9 7/8	15 7/16
•15020	D	BACK IDLER (large)	2165L12	1 1/4	10 1/8	12 19/32
•15021	J	TOP & BOTTOM IDLER (small)	2165L11	7/8	10 1/4	12 19/32
15029-OS	C	GEARED INK DISTRIBUTOR (14 1/2° pitch angle black gear)	2171K16	1	10	15 3/8
15029-NS	C	GEARED INK DISTRIBUTOR (20° pitch angle plated gear)	2172B92	1	10	15 3/8
15030	B	INK DUCTOR (old style)	2165L15	1	9 1/2	11 1/2
•15031	B	INK DUCTOR (new style)	2170Y595	1	9 1/2	12 1/2
15035-OS	A	INK FOUNTAIN (old style for models Chief 15, Itek 1115 & Ditto 215)	2165G18	1 1/8	9 11/16	16 9/16
15035-NS	A	INK FOUNTAIN (new style for models 115 & 215 1st head)	2172A734	1 1/8	9 11/16	18 7/8
150820	H	TOP INK OSCILLATOR	A2171E25	2 5/8	10 5/8	12 1/4
150860	J	INK RIDER OSCILLATOR (Ghost Chaser for Chief 15 only)	—	1 5/32	10 1/16	12 25/32
170830-OS	G	GEARED MAIN OSCILLATOR (14 1/2° pitch angle black gear)	2171E37	2 1/4	10 11/16	16 9/16
170830-NS	G	GEARED MAIN OSCILLATOR (20° pitch angle plated gear / models 115 & 215)	2172B17	2 1/4	10 11/16	16 9/16

WATER SYSTEM ROLLERS

15040	W	WATER FORM	2167N11	2	10 13/16	11 1/16
15041-A	W	3M WATER FORM (3M sleeve #22211 not included)	—	2 1/4	10 13/16	11 1/16
15041-B	W	3M WATER FORM (3M sleeve #21011 not included)	—	2 1/8	10 13/16	11 1/16
15042	W	BAREBACK WATER FORM	—	2 1/8	10 13/16	11 1/16
15050	S	WATER DUCTOR (old style)	2167N12	1	10 13/16	12 1/2
15051	S	WATER DUCTOR (new style)	2171D415	1	10 13/16	12 3/4
15052-NS	S	BAREBACK WATER DUCTOR (new style)	—	1 1/8	10 13/16	12 11/16
15055-S	R	WATER FOUNTAIN (smooth / old style)	2170T69	1 3/8	11 1/4	11 7/8
17055-S	R	WATER FOUNTAIN (smooth / new style)	2171F45	1 3/8	11 3/4	13 1/4

**PAPER FEEDER ROLL & BOTTLES
FOR CHIEF 15 & 17**

15069	—	PAPER FEEDER PULLOUT	2151L52	1 1/2	7/8	7/8
12049	—	WATER FOUNTAIN BOTTLE (plastic, quart size, with cap & valve)	—	—	—	—
22049	—	WATER FOUNTAIN BOTTLE DAVIDSON 301 (plastic, quart size, with cap & valve)	88-2338-01	—	—	—

•The ink train soft rubber roller kit includes these rolls.
See page 76 for Townsend T-51 color head rolls.

Syn-Tac Cat. No.	Key	Description	Mfg. Part No.	Roll Dia.	Roll Face Lgth.	Overall Shaft Lgth.
ATF CHIEF 17, 117, 215 2nd HEAD, ITEK 1117, DITTO 217						

INK SYSTEM ROLLERS

170-K	•	KIT (six soft rubber ink rolls)				
•17011	F	INK FORM	2170T685	2 1/8	10 13/16	15 7/16
•17020	D	BACK IDLER (large)	2170P761	2 1/8	10 1/2	12 19/32
•17021	J	TOP & BOTTOM IDLER (small)	2170P441	7/8	11 1/8	12 19/32
17029-OS	C	GEARED INK DISTRIBUTOR (14 1/2° pitch angle black gear)	2171K15	1	10 3/4	15 3/8
17029-NS	C	GEARED INK DISTRIBUTOR (20° pitch angle plated gear / for models 117, 217 & 215 2nd head)	2172B92	1	10 3/4	15 3/8
•17030	B	INK DUCTOR	2170Y591	1	10 13/16	12 1/2
17035-OS	A	INK FOUNTAIN (old style for models 17, Itek 1117 & Ditto 217)	2170Y582	1 1/4	10 7/8	17 5/32
17035-NS	A	INK FOUNTAIN (new style for models 117, 217 & 215 2nd head)	2172A732	1 1/4	10 7/8	18 7/8
170820	H	TOP INK OSCILLATOR	2170P421	2 5/8	10 5/8	12 1/4
170830-OS	G	GEARED MAIN OSCILLATOR (14 1/2° pitch angle black gear)	2171E37	2 1/4	10 11/16	16 9/16
170830-NS	G	GEARED MAIN OSCILLATOR (20° pitch angle plated gear / for models 115 & 117)	2172B17	2 1/4	10 11/16	16 9/16
170860	J	INK RIDER OSCILLATOR	—	1 5/32	10 11/16	12 25/32

WATER SYSTEM ROLLERS

17040	W	WATER FORM	2170R941	2	11 1/4	11 1/4
17041-A	W	3M WATER FORM (3M sleeve #22212 <u>not</u> included)	—	2 7/32	11 1/4	11 1/4
17041-B	W	3M WATER FORM (3M sleeve #21014 <u>not</u> included)	—	2 9/32	11 1/4	11 1/4
17042	W	BAREBACK WATER FORM	—	2 1/8	11 1/4	11 1/4
17050	S	WATER DUCTOR ROLL	2170Y975	1	11 1/4	12 11/16
17052	S	BAREBACK WATER DUCTOR	—	1 1/8	11 3/8	12 11/16
17055-S	R	WATER FOUNTAIN (smooth / old style)	2171F45	1 3/8	11 3/4	13 1/4
17056-S	R	WATER FOUNTAIN (smooth / new style)	2172B51	1 3/8	11 3/4	12 15/16

•The ink train soft rubber roller kit includes these rolls.
See page 76 for Townsend T-51 color head rolls.

GHOST CHASER

the INK RIDER OSCILLATOR for CHIEF 15 & 17

This GHOST CHASER roll adds additional oscillation where it is needed, **directly on the ink form rolls!** By quickly replacing ink-starved areas, due to solids or heavy type, such images will not ghost into tint areas or halftones. It will give finer ink coverage with less ink and water.

NO PRESS ALTERATION, DRILLING or TAPPING

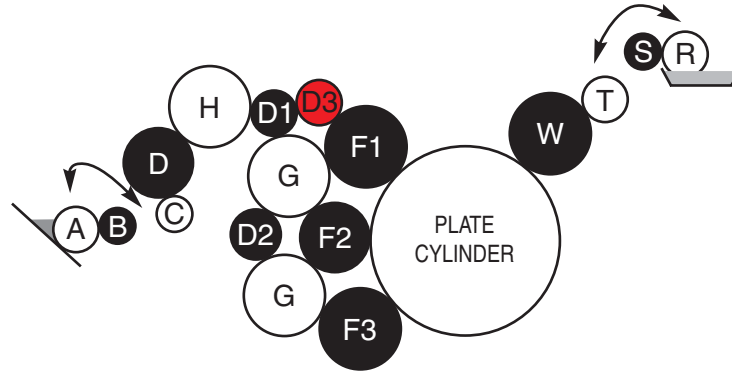


The above oscillating hard rubber roll replaced EITHER or BOTH of the small soft rubber idler rolls that ride on the ink form rolls shown in the schematic drawing on page 10 as *rollers "J"*. After installation and adjustment, they can easily be removed for cleaning and lubricating. Each roll has a grease fitting.

This oscillator has an exclusive feature of securely locking in place, which eliminates end play or vibrations.

**ORDER #150860 for CHIEF 15
or #170860 for CHIEF 17**

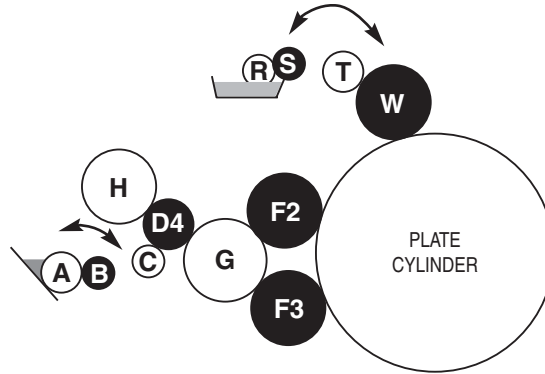
ATF SUPER CHIEF & MODEL XL



● Soft Rubber Roll ● Hard Rubber Roll ○ Not Available from SYN-TAC

Syn-Tac Cat. No.	Key	Description	Mfg. Part No.	Roll Dia.	Roll Face Lgth.	Overall Shaft Lgth.
INK SYSTEM ROLLERS						
21010	F1	INK FORM (medium)	310-009650-A	2 ¹ / ₈	12 ¹¹ / ₁₆	18 ³ / ₁₆
21011	F2	INK FORM (small)	310-009094-A	2 ¹ / ₁₆	12 ¹¹ / ₁₆	18 ³ / ₁₆
21012	F3	INK FORM (large)	310-009119-A	2 ³ / ₁₆	12 ¹¹ / ₁₆	18 ³ / ₁₆
21020	D1	INK IDLER	310-009635-A	1 ³ / ₈	12 ¹¹ / ₁₆	15 ⁵ / ₁₆
21021	D	INK IDLER	310-009633-A	1 ¹ / ₈	13 ¹ / ₁₆	15 ⁵ / ₁₆
21022*	D2	BACK INK IDLER (new style)	310-050732-A	1 ⁵ / ₈	13 ¹ / ₁₆	16 ⁷ / ₃₂
21023*	D3	INK IDLER (hard rubber)	310-009634-A	1 ¹ / ₄	12 ¹³ / ₁₆	15 ⁵ / ₁₆
21030*	B	INK DUCTOR	310-009092-A	1	13 ¹ / ₄	15 ¹ / ₄

WATER SYSTEM ROLLERS						
21040	W	WATER FORM (.375" dia. shaft)	310-009161-A	2	13 ⁵ / ₃₂	13 ⁵ / ₃₂
21041	W	3M WATER FORM (.375" dia. shaft / 3M sleeve <u>not</u> included)	—	2 ¹ / ₈	13 ⁵ / ₃₂	13 ⁵ / ₃₂
21050*	S	WATER DUCTOR	310-009091-A	1	13 ¹⁵ / ₁₆	15 ⁷ / ₁₆

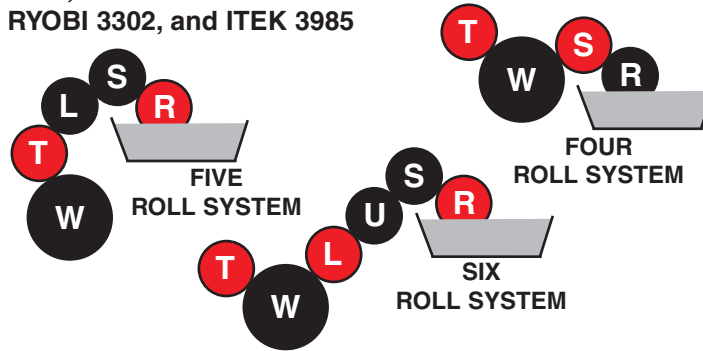


● Soft Rubber Roll ○ Not Available from SYN-TAC

SECOND COLOR HEAD						
INK SYSTEM ROLLERS						
21011	F2	INK FORM (small)	310-009094-A	2 ¹ / ₁₆	12 ¹¹ / ₁₆	18 ³ / ₁₆
21012	F3	INK FORM (large)	310-009119-A	2 ³ / ₁₆	12 ¹¹ / ₁₆	18 ³ / ₁₆
21024*	D4	BACK IDLER	310-009095-A	2 ¹ / ₈	13 ¹ / ₁₆	15 ⁵ / ₁₆
21030*	B	INK DUCTOR	310-009092-A	1	13 ¹ / ₄	15 ¹ / ₄
WATER SYSTEM ROLLERS						
21040	W	WATER FORM (.375" dia. shaft)	310-009161-A	2	13 ⁵ / ₃₂	13 ⁵ / ₃₂
21041	W	3M WATER FORM (.375" dia. shaft / 3M sleeve #21014 <u>not</u> included)	—	2 ¹ / ₈	13 ⁵ / ₃₂	13 ⁵ / ₃₂
21050*	S	WATER DUCTOR	310-009091-A	1	13 ¹⁵ / ₁₆	15 ⁷ / ₁₆

*Bearings are NOT included.

CRESTLINE FOR A.B.DICK 350, 360, 8800, 375,
9800, and 9985
RYOBI 3302, and ITEK 3985



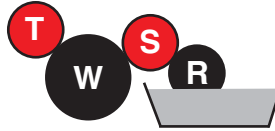
Syn-Tac Cat. No.	Key	Description	Mfg. Part No.	Roll Dia.	Roll Face Lgth.	Overall Shaft Lgth.
4 ROLL WATER UNIT						
A.B. DICK MODEL 350, 360, 8800						
CL3640	W	FORM (soft)	X07-0101	2 ¹ / ₄	11 ¹ / ₄	14 ⁷ / ₈
CL3655	R	PAN (soft)	X07-0318NS	1 ¹ / ₂	12 ¹ / ₄	14 ²⁹ / ₃₂
CL36850	T	OSCILLATOR (hard)	X07-0401	1 ¹ / ₂	11 ³ / ₈	15 ¹ / ₄
CL3651	S	METERING hard, (shaft and hardware not included)	XSA-070201NS	1 ¹ / ₂	11 ¹³ / ₁₆	12
PT201		CL3651 shaft and hardware only		—	—	14 ¹ / ₈
A.B. DICK MODEL 375, 9800						
CL3740	W	FORM (soft)	X07-0104	2 ¹ / ₄	13	16 ¹⁵ / ₁₆
CL3755	R	PAN (soft)	X07-0303NS	1 ¹ / ₂	14	16 ⁷ / ₈
CL37850	T	OSCILLATOR (hard)	X07-0403	1 ¹ / ₂	12 ⁷ / ₈	17 ³ / ₈
CL3751	S	METERING (hard)	XSA-070203NS	1 ¹ / ₂	13 ³ / ₈	16
A.B. DICK MODEL 9985						
CL3341	W	FORM (soft)	X07-0105	2 ¹ / ₄	13 ¹ / ₄	16 ¹¹ / ₁₆
CL3356	R	PAN (soft)	X07-0304NS	1 ³ / ₄	14	16 ⁷ / ₈
CL33851	T	OSCILLATOR (hard)	X07-0404	1 ⁵ / ₈	12 ¹⁵ / ₁₆	17
CL3350	S	METERING (hard)	XSA-070204NS	1 ³ / ₄	13 ³ / ₄	16
5 ROLL WATER UNIT						
RYOBI 3302, ITEK 3985 and A.B. DICK 9985						
CL33-K5	•	KIT (three soft rubber water rolls)	—	—	—	—
•CL3340	W	FORM (soft)	X07-0135	2 ³ / ₁₆	13 ¹ / ₂	16 ¹ / ₂
CL3355	R	PAN (hard)	XSA-070338	1 ³ / ₄	14 ³ / ₈	18 ¹ / ₁₆
CL33850	T	OSCILLATOR (hard)	X07-0431	1 ²¹ / ₃₂	13 ¹¹ / ₁₆	21 ³ / ₄
•CL3351	S	METERING soft, (shaft and hardware not included)	XSA-070234	1 ⁷ / ₈	14	14
CL3351R	S	METERING ROUGH soft, (shaft and hardware not included)	XSA-070257	1 ⁷ / ₈	14	14
PT234		CL3351 & R shaft and hardware only		—	—	15 ³ / ₁₆
•CL3330	L	INTERMEDIATE soft, (shaft and hardware not included)	XSA-07006	2 ¹ / ₄	13 ¹ / ₂	13 ¹ / ₂
PT006		CL3330 shaft and hardware only		—	—	15 ⁷ / ₃₂
6 ROLL WATER UNIT						
RYOBI 3302, ITEK 3985 and A.B. DICK 9985						
CL33-K6	•	KIT (three soft rubber water rolls)	—	—	—	—
•CL3341	W	FORM (soft)	X07-0105	2 ¹ / ₄	13 ¹ / ₄	16 ¹¹ / ₁₆
CL3354	R	PAN (hard)	X07-0321	1 ³ / ₄	14	16 ⁷ / ₈
CL33851	T	OSCILLATOR (hard)	X07-0404	1 ⁵ / ₈	12 ¹⁵ / ₁₆	17
•CL3353	S	METERING soft, (shaft and hardware not included)	XSA-070219	1 ³ / ₄	13 ³ / ₄	13 ³ / ₄
PT219		CL3353 shaft and hardware only		—	—	16 ¹ / ₈
•CL3331	U	UPPER INTERMEDIATE soft, (shaft and hardware not included)	XSA-070513	1 ³ / ₄	13 ⁵ / ₁₆	13 ⁵ / ₁₆
PT513		CL3331 shaft and hardware only		—	—	15 ⁷ / ₈
CL3332	L	LOWER INTERMEDIATE (hard)	XSA-070512	1 ³ / ₄	13 ⁵ / ₁₆	15 ⁷ / ₈

• The water train soft rubber roller kit includes these rolls.
*Bushings are NOT included.

**RYOBI MODELS 2700, 2800, 3200, 3200 MCD, 3200E, 3302
ITEK MODEL 975, 985, 3985**

- Soft Rubber Roll
- Hard Rubber Roll

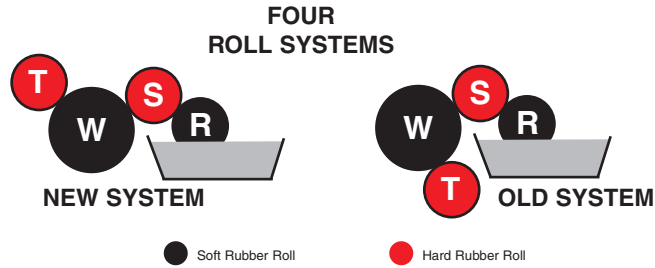
**FOUR
ROLL SYSTEM**



Syn-Tac Cat. No.	Key	Description	Mfg. Part No.	Roll Dia.	Roll Face Lgth.	Overall Shaft Lgth.
4 ROLL WATER UNIT						
RYOBI MODEL 2700, 2800						
CL2840	W	FORM (soft)	X07-0102	2 ¹ / ₄	11 ¹ / ₂	15 ¹ / ₄
CL2855	R	PAN (soft)	X07-0301NS	1 ¹ / ₂	12 ¹ / ₄	15 ¹ / ₄
CL36850	T	OSCILLATOR (hard)	X07-0401	1 ¹ / ₂	11 ³ / ₈	15 ¹ / ₄
CL3651	S	METERING hard, (shaft and hardware not included)	XSA-070201NS	1 ¹ / ₂	11 ¹³ / ₁₆	12
PT201		CL3651 shaft and hardware only		—	—	14 ¹ / ₈
RYOBI MODEL 3200 & ITEK 975						
CL3241	W	FORM (soft)	X07-0103	2 ¹ / ₄	12 ³ / ₈	17 ³ / ₈
CL3256	R	PAN (soft)	X07-0302NS	1 ¹ / ₂	13 ³ / ₁₆	17 ³ / ₈
CL32851	T	OSCILLATOR (hard)	X07-0402	1 ¹ / ₂	12 ¹ / ₄	17 ¹ / ₄
CL3252	S	METERING hard, (shaft and hardware not included)	XSA-070202NS	1 ¹ / ₂	12 ¹³ / ₁₆	13 ¹ / ₁₆
PT202		CL3252 shaft and hardware only		—	—	15 ⁵ / ₃₂
RYOBI MODEL 3200E						
CL3240	W	FORM (soft)	X07-0106	2 ¹ / ₄	13 ⁵ / ₁₆	17 ¹ / ₈
CL3257	R	PAN (soft)	X07-0352	1 ¹ / ₂	14	17 ¹ / ₈
CL37850	T	OSCILLATOR (hard)	X07-0403	1 ¹ / ₂	12 ⁷ / ₈	17 ³ / ₈
CL3251	S	METERING (hard)	XSA-070243	1 ¹ / ₂	13 ³ / ₄	16
RYOBI MODEL 3302, ITEK 3985						
CL3341	W	FORM (soft)	X07-0105	2 ¹ / ₄	13 ¹ / ₄	16 ¹¹ / ₁₆
CL3356	R	PAN (soft)	X07-0304NS	1 ³ / ₄	14	16 ⁷ / ₈
CL33851	T	OSCILLATOR (hard)	X07-0404	1 ⁵ / ₈	12 ¹⁵ / ₁₆	17
CL3350	S	METERING (hard)	XSA-070204NS	1 ³ / ₄	13 ³ / ₄	16
RYOBI 3300CR PRIMARY WATER UNIT						
RYOBI 3300CR SECONDARY WATER UNIT						
5 ROLL WATER UNIT						
RYOBI MODEL 3200 MCD, ITEK 985						
CL3240	W	FORM (soft)	X07-0106	2 ¹ / ₄	13 ⁵ / ₁₆	17 ¹ / ₈
CL3255	R	PAN (soft)	XSA-070305NS	1 ¹ / ₂	14 ¹ / ₁₆	16 ⁷ / ₈
CL32850	T	OSCILLATOR (hard)	X07-0405	1 ³ / ₁₆	13 ¹ / ₄	15 ⁷ / ₈
CL3253	S	METERING (hard)	XSA-070208NS	1 ⁷ / ₈	13 ¹¹ / ₁₆	16 ¹ / ₄
CL3230	L	INTERMEDIATE soft, (shaft and hardware not included)	XSA-070501NS	1 ⁷ / ₈	13 ⁵ / ₁₆	13 ³ / ₈
PT501		CL3230 shaft and hardware only		—	—	16 ¹ / ₄
RYOBI 3300CR PRIMARY UNIT						
CL3343*	W	WATER FORM (soft)	5341-53-580-3	3	13 ¹ / ₄	17 ³ / ₃₂
CL3357*	R	PAN ROLL (soft)	5341-53-560-1	2	14 ¹ / ₁₆	17 ³ / ₃₂
CL3352	S	METERING (hard rubber)	5341-53-650-1	1 ³ / ₄	13 ³ / ₄	13 ³ / ₄
CL3359*	U	SQUEEZE (soft)	5332-53-850	1 ¹ / ₈	13 ²¹ / ₃₂	15 ³ / ₃₂
RYOBI 3300CR SECONDARY UNIT						
CL3344*	W	WATER FORM (soft)	5341-53-780-4	2 ⁷ / ₃₂	13 ¹ / ₄	17 ³ / ₃₂
CL3358*	R	PAN ROLL (soft)	5341-53-760-2	1 ³¹ / ₃₂	14 ³ / ₃₂	17 ³ / ₃₂
CL3352	S	METERING (hard rubber)	5341-53-650-1	1 ³ / ₄	13 ³ / ₄	13 ³ / ₄
CL3359*	U	SQUEEZE (soft)	5332-53-850	1 ¹ / ₈	13 ²¹ / ₃₂	15 ³ / ₃₂

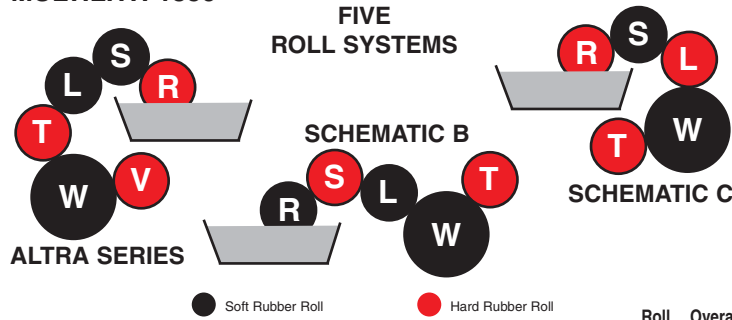
*Bushings are **NOT** included.

**HAMADA MODELS 234; 2nd hd RS34, VS34,
& DU34 lower unit**



Syn-Tac Cat. No.	Key	Description	Mfg. Part No.	Roll Dia.	Roll Face Lgth.	Overall Shaft Lgth.
4 ROLL WATER UNIT						
HAMADA MODEL 660 & 665 2nd head (old style)						
CL6640	W	FORM (soft)	X07-0113	2 ¹ / ₄	11 ³ / ₄	14 ⁵ / ₈
CL6655	R	PAN (soft)	X07-0312NS	1 ³ / ₄	12 ¹⁵ / ₁₆	14 ⁵ / ₈
CL66850	T	OSCILLATOR (hard)	X07-0412	1 ³ / ₁₆	11 ¹ / ₂	13 ⁷ / ₁₆
CL6652	S	METERING (hard)	XSA-070213NS	1 ³ / ₄	12 ¹ / ₃₂	14 ¹ / ₈
HAMADA MODEL 660 & 665 2nd head (new style)						
CL6641	W	FORM (soft)	X07-0107	2 ¹ / ₈	11 ³ / ₄	12 ³ / ₄
CL6656	R	PAN (soft)	X07-0306	1 ⁷ / ₈	12 ¹ / ₄	15 ³ / ₁₆
CL66851	T	OSCILLATOR (hard)	X07-0437	1 ¹ / ₄	11 ⁷ / ₁₆	13 ¹ / ₄
CL6653	S	METERING (hard)	XSA-070205	1 ³ / ₄	12	13 ³ / ₁₆
HAMADA MODEL 775 2nd head & E47 2nd head (old style)						
CL7740	W	FORM (soft)	X07-0114	2 ¹ / ₄	18 ¹ / ₈	21 ³ / ₁₆
CL7755	R	PAN (soft)	X07-0313NS	1 ³ / ₄	19	21 ³ / ₁₆
CL77850	T	OSCILLATOR (hard)	X07-0413	1 ³ / ₁₆	18 ¹ / ₁₆	19 ¹⁵ / ₁₆
CL7752	S	METERING (hard)	XSA-070214NS	1 ³ / ₄	18 ⁹ / ₁₆	20 ¹¹ / ₁₆
HAMADA MODEL 775 2nd head & E47 2nd head (new style)						
CL7741	W	FORM (soft)	X07-0142	2 ¹ / ₈	18 ¹ / ₈	19 ¹ / ₄
CL7756	R	PAN (soft)	X07-0349	1 ⁷ / ₈	18 ⁵ / ₈	21 ¹¹ / ₁₆
CL77851	T	OSCILLATOR (hard)	X07-0438	1 ¹ / ₄	17 ¹³ / ₁₆	19 ⁵ / ₈
CL7753	S	METERING (hard)	XSA-070206	1 ³ / ₄	18 ³ / ₄	19 ⁹ / ₁₆
SIX ROLL SYSTEMS						
6 ROLL WATER UNIT						
HAMADA MODEL RS34, VS34 2nd head, DU34 lower						
CL3440	W	FORM (soft)	X07-0143	2 ¹ / ₄	12 ⁷ / ₈	16 ⁷ / ₁₆
CL3450	R	PAN (hard)	X07-0350	1 ³ / ₄	13 ⁵ / ₈	16 ⁷ / ₁₆
CL34851	T	OSCILLATOR (hard)	X07-0444	1 ⁵ / ₃₂	12 ⁵ / ₈	14 ³ / ₈
CL3452	S	METERING soft, (shaft and hardware not included)	XSA-070240	1 ⁵ / ₈	13 ¹ / ₄	—
PT240		CL3452 shaft and hardware only		—	—	13 ⁷ / ₈
CL3430	L	LOWER INTERMEDIATE hard, (shaft and hardware not included)	XSA-070533	1 ⁷ / ₈	12 ⁷ / ₈	12 ⁷ / ₈
PT533		CL3430 shaft and hardware only		—	—	14 ³ / ₈
CL3451	U	UPPER INTERMEDIATE soft, (shaft and hardware not included)	XSA-070538	1 ³¹ / ₃₂	13 ¹ / ₄	13 ¹ / ₄
PT538		CL3451 shaft and hardware only		—	—	14 ³ / ₁₆
4, 5, & 6 ROLL WATER UNITS						
WATER BOTTLE ALL CRESTLINE UNITS						
35049	—	WATER FOUNTAIN BOTTLE (plastic, quart size, with cap & valve)	XSA-9905	—	—	—

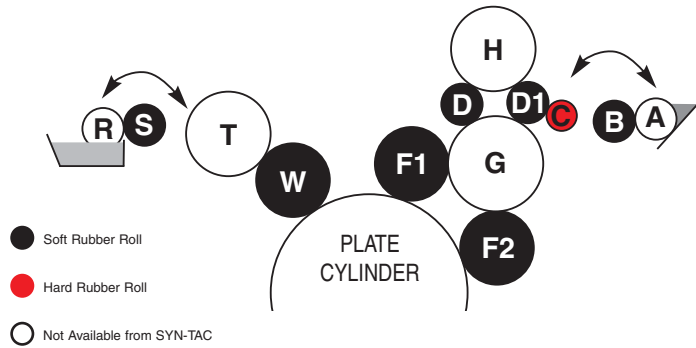
HAMADA MODELS 600, 700, E47, DU34, RS34, VS34, 234, C-248; 2nd hd RS34,VS34; DU34 lower unit MULTILITH 1850



Syn-Tac Cat. No.	Key	Description	Mfg. Part No.	Roll Dia.	Roll Face Lgth.	Overall Shaft Lgth.
5 ROLL ALTRA WATER UNIT						
HAMADA MODEL 234						
CL23-K	•	KIT (three soft rubber water rolls)	—	—	—	—
CL2340	W	FORM (soft)	X07-0144	2	12 ⁷ / ₈	14 ¹ / ₄
CL2355	R	PAN (hard)	XSA-070351	1 ³ / ₄	14 ⁵ / ₁₆	17 ¹¹ / ₁₆
CL23850	T	OSCILLATOR (hard)	X07-0445	1 ⁵ / ₈	13 ¹ / ₄	21 ¹³ / ₁₆
CL2351	S	METERING soft, (shaft and hardware not included)	XSA-070241	1 ⁷ / ₈	13 ¹⁵ / ₁₆	13 ¹⁵ / ₁₆
PT241		CL2351 shaft and hardware only		—	—	13 ¹⁵ / ₁₆
CL2330	L	INTERMEDIATE soft, (shaft and hardware not included)	XSA-070532	1 ³ / ₄	13 ³ / ₈	13 ³ / ₈
PT532		CL2330 shaft and hardware only		—	—	14
CL23851	V	OSC RIDER ROLL hard, (optional)	X07-0446	1	15 ¹⁵ / ₁₆	16 ²⁷ / ₃₂
HAMADA MODEL C-248, H248						
CL2440	W	FORM (soft)	X07-0145	2 ¹ / ₈	19	22 ³ / ₃₂
CL2450	R	PAN (hard)	X07-0330	2	19 ¹¹ / ₁₆	24
CL24850	T	OSCILLATOR (hard)	X07-0439	1 ¹ / ₄	19 ¹ / ₈	22 ³ / ₁₆
CL2451	S	METERING soft, (shaft and hardware not included)	XSA-070228	2 ¹ / ₃₂	19 ³ / ₁₆	19 ³ / ₁₆
PT228		CL2451 shaft and hardware only		—	—	19 ³ / ₁₆
CL2430	L	INTERMEDIATE soft, (shaft and hardware not included)	XSA-070529	1 ⁹ / ₁₆	18 ¹³ / ₁₆	18 ¹³ / ₁₆
PT529		CL2430 shaft and hardware only		—	—	18 ¹³ / ₁₆
5 ROLL WATER UNIT SCHEMATIC C						
HAMADA MODEL RS34, VS34 main unit, DU34 upper						
CL3440	W	FORM (soft)	X07-0143	2 ¹ / ₄	12 ⁷ / ₈	16 ⁷ / ₁₆
CL3450	R	PAN (hard)	X07-0350	1 ³ / ₄	13 ⁵ / ₈	16 ⁷ / ₁₆
CL34850	T	OSCILLATOR (hard)	X07-0442	1 ¹ / ₂	12 ⁵ / ₈	14 ³ / ₈
CL3451	S	METERING soft, (shaft and hardware not included)	XSA-070538	1 ³¹ / ₃₂	13 ¹ / ₄	13 ¹ / ₄
PT538		CL3451 shaft and hardware only		—	—	14 ³ / ₁₆
CL3430	L	INTERMEDIATE hard, (shaft and hardware not included)	XSA-070533	1 ⁷ / ₈	12 ⁷ / ₈	12 ⁷ / ₈
PT533		CL3430 shaft and hardware only		—	—	14 ³ / ₈
5 ROLL WATER UNIT SCHEMATIC B						
HAMADA MODEL 600						
CL6642	W	FORM (soft)	X07-0117	2 ¹ / ₄	11 ¹³ / ₁₆	17 ¹ / ₄
CL6657	R	PAN (soft)	X07-0308NS	2	12 ³ / ₄	17 ⁵ / ₁₆
CL66852	T	OSCILLATOR (hard)	X07-0408	1 ³ / ₁₆	11 ¹¹ / ₁₆	14 ³ / ₄
CL6651	S	METERING (hard)	XSA-070209NS	1 ⁷ / ₈	12 ³ / ₈	15 ⁷ / ₁₆
CL6632	L	INTERMEDIATE soft, (shaft and hardware not included)	XSA-070504	2	11 ¹³ / ₁₆	11 ⁷ / ₈
PT504		CL6632 shaft and hardware only		—	—	15 ⁷ / ₁₆
HAMADA MODEL 700, E47, SU47 & MULTILITH 1850						
CL7742	W	FORM (soft)	X07-0110	2 ¹ / ₄	18 ¹ / ₈	23 ⁹ / ₁₆
CL7757	R	PAN (soft)	X07-0309NS	2	19 ¹ / ₈	23 ⁹ / ₁₆
CL77852	T	OSCILLATOR (hard)	X07-0409	1 ³ / ₁₆	18 ¹ / ₁₆	21 ⁹ / ₁₆
CL7751	S	METERING (hard)	XSA-070210NS	1 ⁷ / ₈	18 ³ / ₄	21 ⁷ / ₈
CL7732	L	INTERMEDIATE soft, (shaft and hardware not included)	XSA-070505	2	18 ¹ / ₈	18 ¹ / ₄
PT505		CL7732 shaft and hardware only		—	—	21 ⁷ / ₈

• The water train soft rubber roller kit includes these rolls

**DAVIDSON DUALITH MODELS 400, 500
HI-SPEED DUALITH MODELS 400, 500, 501
PERFECTOR MODELS 502**



Syn-Tac Cat. No.	Key	Description	Mfg. Part No.	Roll Dia.	Face Lgth.	Roll Face Lgth.	Overall Shaft Lgth.
---------------------	-----	-------------	------------------	--------------	---------------	-----------------------	---------------------------

DAVIDSON DUALITH MODELS 400 & 500

INK SYSTEM ROLLERS

50010	F1,F2	INK FORM (with oilite bushings)	88-1512-02	2 ⁹ / ₃₂	10	12 ¹⁵ / ₁₆	
22020	B,D	INK DISTRIBUTOR or INK DUCTOR	221-268-AA	1 ³ / ₈	10	12 ⁵ / ₁₆	
22021	D1	INK FRONT DISTRIBUTOR (with sloppy oilite bushings)	221-0282-01	1 ³ / ₈	10	12 ⁵ / ₁₆	
22022	D1	INK FRONT DISTRIBUTOR (with offset oilite bushings)	221-0282-01	1 ³ / ₈	10	12 ⁵ / ₁₆	
50125-OS	C	INTERMEDIATE ROLL with GEAR (14 ¹ / ₂ ° pitch angle black gear)	221-278-AA	1	10	13 ⁷ / ₁₆	
50125-NS	C	GEARED INK DISTRIBUTOR (20° pitch angle plated gear)	221-0278-01	1	10	13 ⁷ / ₁₆	

WATER SYSTEM ROLLERS

50040	W	WATER FORM (with oilite bushings)	88-1512-01	2 ³ / ₁₆	11	12 ¹⁵ / ₁₆	
50041	W	3M WATER FORM (3M sleeve #23011 not included ... with oilite bushings)	—	2 ⁵ / ₁₆	11	12 ¹⁵ / ₁₆	
50050	S	WATER DUCTOR	88-1458-01	1 ¹ / ₄	11 ⁷ / ₁₆	13 ¹³ / ₁₆	

**DAVIDSON HI-SPEED DUALITH MODELS 400, 500 & 501
PERFECTOR MODEL 502**

INK SYSTEM ROLLERS

50110	F1	INK FORM (upper) with ball bearings	88-3617-02	2 ⁹ / ₃₂	10 ¹ / ₁₆	11 ⁹ / ₁₆	
50111	F2	INK FORM (lower) with ball bearings	88-3617-05	2 ⁵ / ₈	10 ¹ / ₁₆	11 ⁹ / ₁₆	
22020	B,D	INK DISTRIBUTOR or INK DUCTOR (with oilite bushings)	221-268-AA	1 ³ / ₈	10	12 ⁵ / ₁₆	
22021	D1	INK FRONT DISTRIBUTOR (with sloppy oilite bushings)	221-0282-01	1 ³ / ₈	10	12 ⁵ / ₁₆	
22022	D1	INK FRONT DISTRIBUTOR (with offset oilite bushings)	221-0282-01	1 ³ / ₈	10	12 ⁵ / ₁₆	
50125-OS	C	INTERMEDIATE ROLL with GEAR (14 ¹ / ₂ ° pitch angle black gear)	221-278-AA	1	10	13 ⁷ / ₁₆	
50125-NS	C	INTERMEDIATE ROLL with GEAR (20° pitch angle plated gear)	221-0278-01	1	10	13 ⁷ / ₁₆	
50126	C	INTERMEDIATE ROLL with GEAR (20° pitch angle plated gear)	88-7190-02	1	10	18 ⁹ / ₁₆	

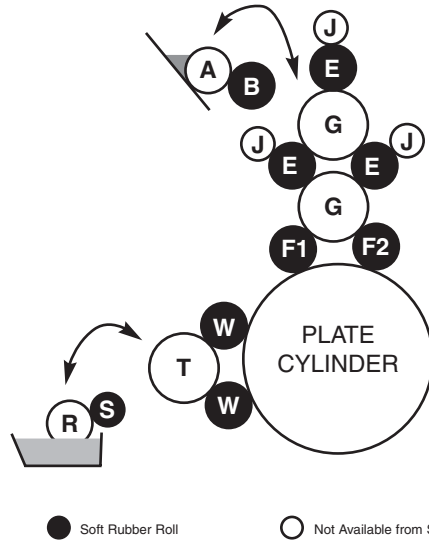
WATER SYSTEM ROLLERS

50140	W	WATER FORM	88-3617-01	2 ³ / ₁₆	10 ⁷ / ₈	11 ⁹ / ₁₆	
50141	W	3M WATER FORM (3M sleeve #23011 not included)	88-3862-01	2 ⁵ / ₁₆	10 ⁷ / ₈	11 ⁹ / ₁₆	
50050	S	WATER DUCTOR (with oilite bearings)	88-1458-01	1 ¹ / ₄	11 ⁷ / ₁₆	13 ¹³ / ₁₆	

**DAVIDSON DUALITH MODELS 600 & 700
HI-SPEED DUALITH MODELS 600, 601, 700 & 701
PERFECTOR MODELS 702
DIAGRAM ON PAGE 17**

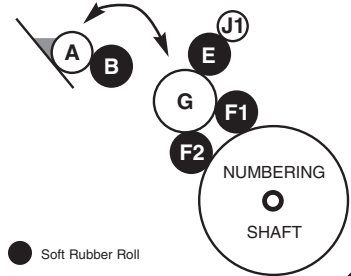
Syn-Tac Cat. No.	Key	Description	Mfg. Part No.	Roll Dia.	Roll Face Lgth.	Overall Shaft Lgth.
DAVIDSON DUALITH MODELS 600 & 700						
INK SYSTEM ROLLERS						
70010	F1,F2	INK FORM (with oilite bushings)	88-1512-05	2 ⁹ / ₃₂	17 ¹ / ₂	19 ²⁹ / ₃₂
23020	B,D	INK DISTRIBUTOR or INK DUCTOR	233-0008-01	1 ³ / ₈	17	19 ⁵ / ₁₆
23021	D1	INK FRONT DISTRIBUTOR (with sloppy oilite bushings)	233-0162-01	1 ³ / ₈	17	19 ⁵ / ₁₆
23022	D1	INK FRONT DISTRIBUTOR (with offset oilite bushings)	233-0162-01	1 ³ / ₈	17	19 ⁵ / ₁₆
70125-OS	C	INTERMEDIATE ROLL with GEAR (14 ¹ / ₂ ° pitch angle black gear)	233-9-AA	1	17	20 ⁷ / ₁₆
70125-NS	C	INTERMEDIATE ROLL with GEAR (20° pitch angle plated gear)	233-0009-01	1	17	20 ⁷ / ₁₆
WATER SYSTEM ROLLERS						
70040	W	WATER FORM (with oilite bushings)	88-1512-06	2 ³ / ₁₆	18	19 ²⁹ / ₃₂
70041	W	3M WATER FORM (3M sleeve #23019 <u>not</u> included ... with oilite bushings)	—	2 ⁵ / ₁₆	18	19 ²⁹ / ₃₂
70050	S	WATER DUCTOR (rubber ... with oilite bushings)	223-43-AAA	1 ¹ / ₄	17 ⁵ / ₈	20
DAVIDSON HI-SPEED DUALITH MODELS 600, 601, 700 & 701 PERFECTOR MODEL 702						
INK SYSTEM ROLLERS						
70110	F1	INK FORM (upper) with ball bearings	88-3617-04	2 ⁹ / ₃₂	17 ¹ / ₄	18 ⁹ / ₁₆
70111	F2	INK FORM (lower) with ball bearings	88-3617-06	2 ⁵ / ₈	17 ¹ / ₄	18 ⁹ / ₁₆
23020	B,D	INK DISTRIBUTOR or INK DUCTOR (with oilite bushings)	233-0008-01	1 ³ / ₈	17	19 ⁵ / ₁₆
23021	D1	INK FRONT DISTRIBUTOR (with sloppy oilite bushings)	233-0162-01	1 ³ / ₈	17	19 ⁵ / ₁₆
23022	D1	INK FRONT DISTRIBUTOR (with offset oilite bushings)	233-0162-01	1 ³ / ₈	17	19 ⁵ / ₁₆
70125-OS	C	INTERMEDIATE ROLL with GEAR (14 ¹ / ₂ ° pitch angle black gear)	233-9-AA	1	17	20 ⁷ / ₁₆
70125-NS	C	INTERMEDIATE ROLL with GEAR (20° pitch angle plated gear)	233-0009-01	1	17	20 ⁷ / ₁₆
70126	C	INTERMEDIATE ROLL with GEAR (20° pitch angle plated gear)	88-7190-01	1	17	25 ³ / ₁₆
WATER SYSTEM ROLLERS						
70140	W	WATER FORM (with ball bearings)	88-3617-03	2 ³ / ₁₆	18 ¹ / ₈	18 ⁹ / ₁₆
70141	W	3M WATER FORM (3M sleeve #23019 <u>not</u> included ... with ball bearings)	88-3862-02	2 ⁵ / ₁₆	18 ¹ / ₄	18 ⁹ / ₁₆
70150	S	WATER DUCTOR (rubber ... with oilite bushings)	88-3945-01	1 ¹ / ₄	18 ⁷ / ₈	21
PULL OUT ROLL & BOTTLES FOR ALL DAVIDSON MODELS						
22069	—	PAPER FEEDER PULLOUT	816-615-A	1 ⁹ / ₁₆	¾	¾
22049	—	WATER FOUNTAIN BOTTLE (plastic, quart size, with cap & valve)	88-2338-01	—	—	—
22049-2	—	WATER FOUNTAIN BOTTLE (plastic, two-quart size, with cap & valve)	—	—	—	—

DIDDE-GLASER TANDEMER 8 1/2, APOLLO & IBM REPRODUCER



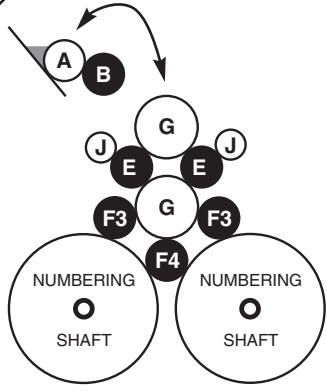
Syn-Tac Cat. No.	8 1/2	1713 -A	1713 -B	Description	Mfg. Part No.	Roll Dia.	Roll Face Lgth.	Overall Shaft Lgth.
INK SYSTEM ROLLERS								
11010	F1	F1	—	INK FORM (large)	221-337	1 5/16	13 11/32	15 3/8
11011	F2	F2	—	INK FORM (small)	221-338	1 3/16	13 11/32	15 3/8
11012	—	—	F3	INK FORM (large)	232-030	1 15/16	13 1/2	15 1/2
11013	—	—	F4	INK FORM (small)	232-031	1 3/4	13 1/2	15 1/2
11020	E	E	E	INTERMEDIATE INK RIDER	221-788	1 1/4	14 1/8	17
11030	B	B	B	INK DUCTOR	221-128	1 5/16	14	16
MOLLETON WATER SYSTEM ROLLERS								
11040	W	—	—	WATER FORM	221-340	1 1/8	13 1/2	15 3/8
11041	W	—	—	3M WATER FORM (3M sleeve #13014 not included)	221-438	1 5/16	13 5/8	15 3/8
11050	S	—	—	WATER DUCTOR	221-131	1 1/8	14	15 5/8

DIDDE-GLASER MODEL 1713-A
(numbering & imprinting unit)

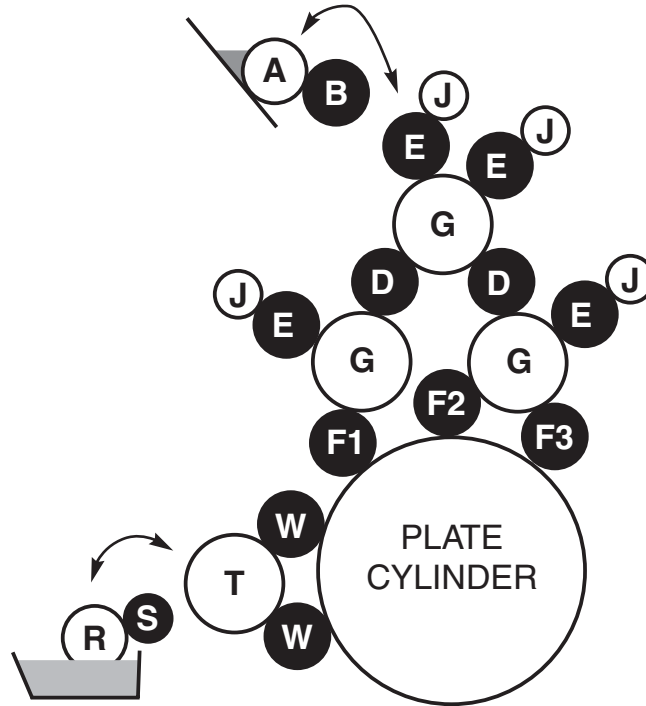


● Soft Rubber Roll
○ Not Available from SYN-TAC

DIDDE-GLASER MODEL 1713-B
(double shaft imprinting unit)



DIDDE-GLASER TANDEM MODEL 17
 (with 17" cutoff)
 MODEL OP1713A & OP1713B

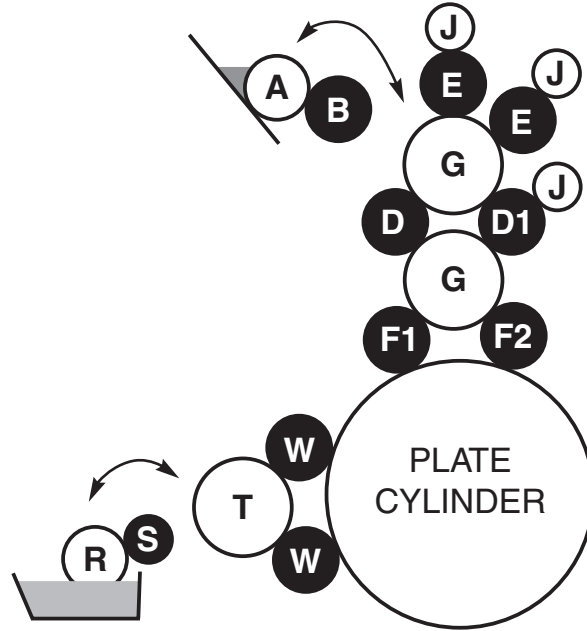


● Soft Rubber Roll ○ Not Available from SYN-TAC

Syn-Tac Cat. No.	Key	Description	Mfg. Part No.	Roll Dia.	Roll Face Lgth.	Overall Shaft Lgth.
INK SYSTEM ROLLERS						
11110	F1	INK FORM (large)	223-585	2	13 ³ / ₈	15 ³ / ₈
11111	F3	INK FORM (medium)	223-583	1 ¹⁵ / ₁₆	13 ³ / ₈	15 ³ / ₈
11112	F2	INK FORM (small)	223-549	1 ³ / ₄	13 ³ / ₈	15 ³ / ₈
11020	E	INTERMEDIATE INK RIDER	221-788	1 ¹ / ₄	14 ¹ / ₈	17
11120	D	INK DISTRIBUTOR	223-547	1 ¹⁵ / ₁₆	13 ⁵ / ₈	15 ³ / ₈
11130	B	INK DUCTOR	223-517	1 ⁵ / ₈	14 ¹ / ₁₆	15 ⁷ / ₈
MOLLETON WATER SYSTEM ROLLERS						
11140	W	WATER FORM	223-581	1 ³ / ₄	13 ⁹ / ₁₆	15 ³ / ₈
11141	W	3M WATER FORM (3M sleeve #19714 not included)	223-533	1 ³¹ / ₃₂	13 ⁹ / ₁₆	15 ³ / ₈
11150	S	WATER DUCTOR	223-518	1 ¹ / ₂	14 ¹ / ₁₆	15 ⁷ / ₈



DIDDE-GLASER MODEL 175 (with 11", 12" or 14" cutoff)

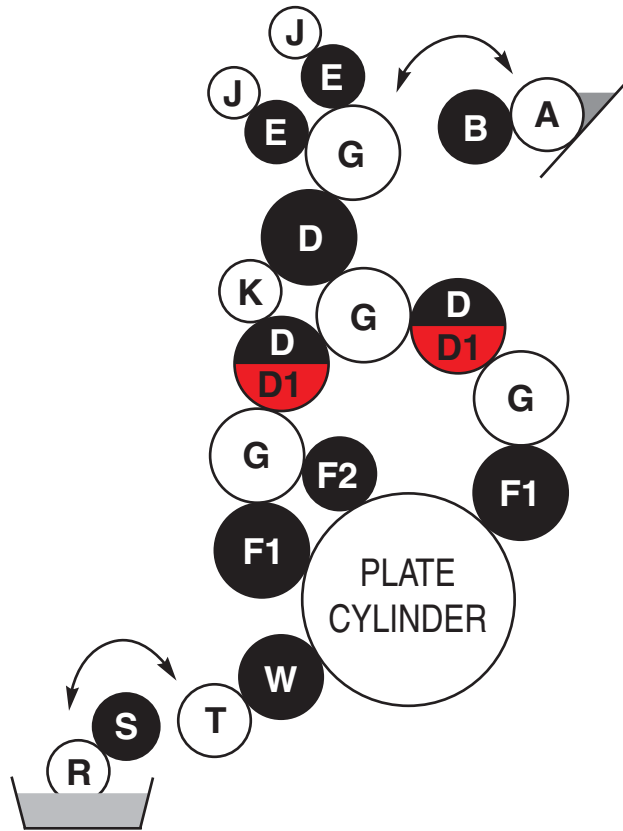


● Soft Rubber Roll

○ Not Available from SYN-TAC

Syn-Tac Cat. No.	Key	Description	Mfg. Part No.	Roll Dia.	Roll Face Lgth.	Overall Shaft Lgth.
INK SYSTEM ROLLERS						
11210	F1	INK FORM (large)	225-590	2	17 ¹¹ / ₃₂	19 ³ / ₈
11211	F2	INK FORM (medium)	225-589	1 ¹⁵ / ₁₆	17 ¹¹ / ₃₂	19 ³ / ₈
11220	E	INK RIDER (with 1 ¹ / ₁₆ " dia. ball bearings)	225-577	1 ¹ / ₄	18 ¹ / ₈	21
11223	E	INK RIDER (with 7 ⁷ / ₈ " dia. ball bearings)	225-972	1 ⁹ / ₃₂	18 ³ / ₃₂	20 ²⁹ / ₃₂
11221	D	INK DISTRIBUTOR	225-680	1 ³ / ₄	17 ⁵ / ₈	19 ³ / ₈
11222	D1	INK DISTRIBUTOR	225-586	1 ¹⁵ / ₁₆	17 ⁵ / ₈	19 ³ / ₈
11230	B	INK DUCTOR	225-618	1 ⁵ / ₈	18 ¹ / ₁₆	19 ⁷ / ₈
MOLLETON WATER SYSTEM ROLLERS						
11240	W	WATER FORM	225-588	1 ³ / ₄	17 ⁹ / ₁₆	19 ³ / ₈
11241	W	3M WATER FORM (3M sleeve #19719 not included)	225-584	2	17 ³ / ₄	19 ³ / ₈
11250	S	WATER DUCTOR	225-581	1 ¹ / ₂	18 ¹ / ₁₆	19 ⁷ / ₈

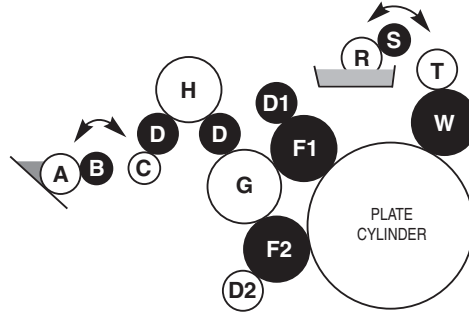
DIDDE-GLASER MODEL 175 (with 17" cutoff)



● Soft Rubber Roll ● Hard Rubber Roll ○ Not Available from SYN-TAC

Syn-Tac Cat. No.	Key	Description	Mfg. Part No.	Roll Dia.	Roll Face Lgth.	Overall Shaft Lgth.
INK SYSTEM ROLLERS						
11210	F1	INK FORM (large)	225-590	2	17 ¹¹ / ₃₂	19 ³ / ₈
11212	F2	INK FORM (small)	223-665	1 ³ / ₄	17 ¹¹ / ₃₂	19 ³ / ₈
11220	E	INK RIDER (with 1 ¹ / ₁₆ " dia. ball bearings)	225-577	1 ¹ / ₄	18 ¹ / ₈	21
11223	E	INK RIDER (with 7 ⁷ / ₈ " dia. ball bearings)	225-972	1 ⁹ / ₃₂	18 ³ / ₃₂	20 ²⁹ / ₃₂
11222	D	INK DISTRIBUTOR (soft rubber)	225-586	1 ¹⁵ / ₁₆	17 ⁵ / ₈	19 ³ / ₈
11224	D1	INK DISTRIBUTOR (hard rubber)	223-819	1 ¹⁵ / ₁₆	17 ⁵ / ₈	19 ³ / ₈
11230	B	INK DUCTOR	225-618	1 ⁵ / ₈	18 ¹ / ₁₆	19 ⁷ / ₈
MOLLETON WATER SYSTEM ROLLERS						
11240	W	WATER FORM	225-588	1 ³ / ₄	17 ⁹ / ₁₆	19 ³ / ₈
11241	W	3M WATER FORM (3M sleeve #19719 not included)	225-584	2	17 ³ / ₄	19 ³ / ₈
11250	S	WATER DUCTOR	225-581	1 ¹ / ₂	18 ¹ / ₁₆	19 ⁷ / ₈

HAMADA MODELS 500, 500-CD, & 500-CDA

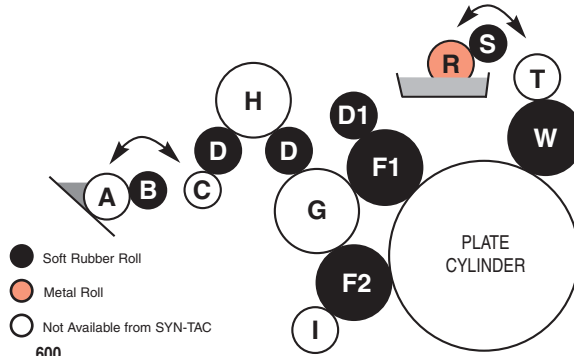


● Soft Rubber Roll ○ Not Available from SYN-TAC

Syn-Tac Cat. No.	Key	Description	Mfg. Part No.	Roll Dia.	Roll Face Lgth.	Overall Shaft Lgth.
MODEL 500 & 500-CD						
INK SYSTEM ROLLERS						
10010	F1	INK FORM (small)	I03-47-1A-5	2 ¹ / ₁₆	10 ⁷ / ₁₆	11 ³ / ₄
10011	F2	INK FORM (large)	I03-47-1B-5	2 ³ / ₈	10 ⁷ / ₁₆	11 ³ / ₄
10020*	D	INK DISTRIBUTOR (large)	I03-44-1A-5	1 ¹ / ₈	10 ¹³ / ₁₆	14 ⁵ / ₈
10021*	D1	INK DISTRIBUTOR (small)	I03-44-1B-5	7 ⁷ / ₈	10 ¹³ / ₁₆	14 ⁵ / ₈
10030*	B	INK DUCTOR	I03-43-5	1 ¹ / ₃₂	10 ⁹ / ₁₆	12 ¹ / ₈
MOLLETON WATER SYSTEM ROLLERS						
10040	W	WATER FORM	R03-01-1B-5	1 ¹⁵ / ₁₆	11	11 ¹⁷ / ₃₂
10041	W	3M WATER FORM (3M sleeve #21014 <u>not</u> included)	R03-01-1C-5	2 ¹ / ₈	11	11 ¹⁷ / ₃₂
10050*	S	WATER DUCTOR	R03-14-5	1 ³ / ₃₂	11	12 ⁷ / ₃₂
MODEL 50 COLOR HEAD						
INK SYSTEM ROLLERS						
10010	—	INK FORM (small)	I03-47-1A-5	2 ¹ / ₁₆	10 ⁷ / ₁₆	11 ³ / ₄
10012	—	INK FORM (large)	G06-01-1A-5	2 ³ / ₈	10 ⁷ / ₁₆	11 ³ / ₄
10022*	—	INK DISTRIBUTOR (large)	G07-56-1A-5	1 ¹ / ₈	10 ¹³ / ₁₆	13 ³ / ₈
10030*	—	INK DUCTOR	I03-43-5	1 ¹ / ₃₂	10 ⁹ / ₁₆	12 ¹ / ₈
MOLLETON WATER SYSTEM ROLLERS						
10040	—	WATER FORM	R03-01-1B-5	1 ¹⁵ / ₁₆	11	11 ¹⁷ / ₃₂
10041	—	3M WATER FORM (3M sleeve #21014 <u>not</u> included)	R03-01-1C-5	2 ¹ / ₈	11	11 ¹⁷ / ₃₂
10050*	—	WATER DUCTOR	R03-14-5	1 ³ / ₃₂	11	12 ⁷ / ₃₂
MODEL 500-CDA						
INK SYSTEM ROLLERS						
10510	F1	INK FORM (small)	I03-47-1C-6	2 ¹ / ₃₂	10 ⁷ / ₁₆	12 ¹⁵ / ₁₆
10511	F2	INK FORM (large)	I03-47-1D-6	2 ³ / ₈	10 ⁷ / ₁₆	12 ¹⁵ / ₁₆
10620*	D	INK DISTRIBUTOR (large)	I03-44-02-6	1 ¹ / ₈	11 ⁹ / ₁₆	15 ³ / ₄
10621*	D1	INK DISTRIBUTOR (small)	I03-44-01-6	7 ⁷ / ₈	11 ⁹ / ₁₆	15 ³ / ₄
10630*	B	INK DUCTOR	I03-43-6	1 ¹ / ₃₂	11 ¹⁹ / ₃₂	13 ⁵ / ₁₆
MOLLETON WATER SYSTEM ROLLERS						
10640	W	WATER FORM	R13-01-1B-6	1 ¹⁵ / ₁₆	12 ⁵ / ₁₆	12 ²³ / ₃₂
10641	W	3M WATER FORM (3M sleeve #21014 <u>not</u> included)	R13-01-1C-6	2 ¹ / ₈	12 ⁵ / ₁₆	12 ²³ / ₃₂
10650*	S	WATER DUCTOR	R13-14-6	1 ³ / ₃₂	12 ⁷ / ₃₂	13 ¹³ / ₁₆
MODEL 50-A COLOR HEAD						
INK SYSTEM ROLLERS						
10510	—	INK FORM (small)	I03-47-1C-6	2 ¹ / ₃₂	10 ⁷ / ₁₆	12 ¹⁵ / ₁₆
10512	—	INK FORM (large) gear driven	G06-01-1B-6	2 ³ / ₈	10 ¹³ / ₃₂	12 ²³ / ₃₂
10622*	—	INK DISTRIBUTOR	G07-60-1A-6	1 ¹ / ₈	11 ⁵ / ₈	14 ¹ / ₄
10630*	—	INK DUCTOR	I03-43-6	1 ¹ / ₃₂	11 ¹⁹ / ₃₂	13 ⁵ / ₁₆
MOLLETON WATER SYSTEM ROLLERS						
10640	—	WATER FORM	R13-01-1B-6	1 ¹⁵ / ₁₆	12 ⁵ / ₁₆	12 ²³ / ₃₂
10641	—	3M WATER FORM (3M sleeve #21014 <u>not</u> included)	R13-01-1C-6	2 ¹ / ₈	12 ⁵ / ₁₆	12 ²³ / ₃₂
10650*	—	WATER DUCTOR	R13-14-6	1 ³ / ₃₂	12 ⁷ / ₃₂	13 ¹³ / ₁₆
BOTTLES FOR ALL MODEL 500 SERIES						
10649	—	for HAMADA	—	—	—	—
10649-2	—	for HAMADA (two-quart size)	—	—	—	—

*Bushings are NOT included.

HAMADA MODELS 600, 600-CD & 600-DW



- Soft Rubber Roll
- Metal Roll
- Not Available from SYN-TAC

Syn-Tac Cat. No.	CD DW	Color Head	Description	Mfg. Part No.	Roll Dia.	Roll Face Lgth.	Overall Shaft Lgth.
---------------------	----------	---------------	-------------	------------------	--------------	-----------------------	---------------------------

INK SYSTEM ROLLERS

106-K	•	—	KIT (five soft rubber ink rolls)	—	—	—	—
•10610	F1	F1	INK FORM (small)	I03-47-1A-6	2 ¹ / ₃₂	11 ¹⁹ / ₃₂	12 ¹⁵ / ₁₆
•10611	F2	—	INK FORM (large)	I03-47-1B-6	2 ³ / ₈	11 ¹⁹ / ₃₂	12 ¹⁵ / ₁₆
10612	—	F3	INK FORM (large, gear driven)	G06-01-1A-6	2 ³ / ₈	11 ¹⁹ / ₃₂	12 ²³ / ₃₂
10613	—	F1	INK FORM (gear driven)	G06-01-2A-6	2 ¹ / ₁₆	11 ¹⁹ / ₃₂	12 ²³ / ₃₂
•10620*	D	—	INK DISTRIBUTOR (large)	I03-44-02-6	1 ¹ / ₈	11 ⁹ / ₁₆	15 ³ / ₄
10621*	D1	—	INK DISTRIBUTOR (small)	I03-44-01-6	7 ⁷ / ₈	11 ⁹ / ₁₆	15 ³ / ₄
10622*	—	D1	INK DISTRIBUTOR (60 color head only)	G07-60-1A-6	1 ¹ / ₈	11 ⁵ / ₈	14 ¹ / ₄
10623*	—	D2	INK DISTRIBUTOR (65 color head only)	4107-03001	1 ¹ / ₈	11 ¹⁵ / ₃₂	13 ²⁹ / ₃₂
•10630*	B	B	INK DUCTOR	I03-43-6	1 ¹ / ₃₂	11 ¹⁹ / ₃₂	13 ⁵ / ₁₆
10631*	B	—	INK DUCTOR (600DW only)	4110-19426	1 ¹ / ₃₂	11 ¹¹ / ₁₆	13 ⁵ / ₁₆

MOLLETON WATER SYSTEM ROLLERS

10640	W	W	WATER FORM	R13-01-1B-6	1 ¹⁵ / ₁₆	12 ⁵ / ₁₆	12 ²³ / ₃₂
10641	W	W	3M WATER FORM (3M sleeve #21014 <u>not</u> included)	R13-01-1C-6	2 ¹ / ₈	12 ⁵ / ₁₆	12 ²³ / ₃₂
10650*	S	S	WATER DUCTOR	R13-14-6	1 ³ / ₃₂	12 ⁷ / ₃₂	13 ¹³ / ₁₆

Syn-Tac Cat. No.	CD Only	Color Head	Description	Mfg. Part No.	Roll Dia.	Roll Face Lgth.	Overall Shaft Lgth.
---------------------	------------	---------------	-------------	------------------	--------------	-----------------------	---------------------------

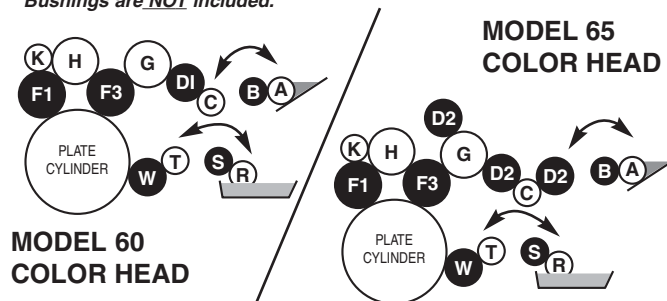
BAREBACK WATER SYSTEM ROLLERS

10642	W	W	WATER FORM	—	2 ¹ / ₈	12 ¹¹ / ₃₂	12 ²³ / ₃₂
10652*	S	S	WATER DUCTOR	—	1 ⁹ / ₃₂	12 ⁷ / ₃₂	13 ¹³ / ₁₆
106855-R	T	—	WATER OSCILLATOR (hard rubber)	—	1 ⁵ / ₈	12 ¹⁵ / ₁₆	14 ⁵ / ₈
106856-R	—	T	WATER OSCILLATOR (hard rubber)	—	1 ⁵ / ₈	12 ¹⁵ / ₁₆	15
10655-S	R	—	WATER FOUNTAIN (smooth)	R13-18-0A-6	1 ³ / ₈	12 ¹³ / ₃₂	13 ⁷ / ₁₆

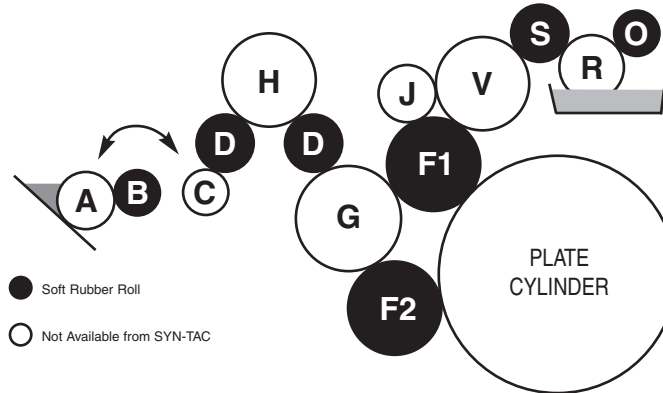
PULLOUT ROLL & BOTTLES

10669	—	—	FEEDER PULLOUT ROLL	HO4-35-1B-3	—	—	—
10649	—	—	for HAMADA (one-quart size)	—	—	—	—
10649-2	—	—	for HAMADA (two-quart size)	—	—	—	—
10660	—	—	SEGMENTED FEED ROLL	MO4-51-1A-6	1 ¹ / ₈	9 ⁵ / ₁₆	14 ¹ / ₄
10660-G	—	—	GEAR (for 10660)	—	—	—	—

- The ink train soft rubber roller kit includes these rolls.
- See page 15 for Crestline water unit rolls
- * Bushings are NOT included.



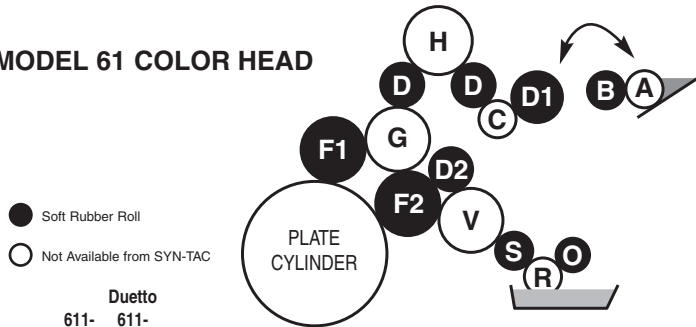
**HAMADA MODELS 611-CD, 611-XL, 611ECD,
DUETTO & DUETTO II INTEGRATED SYSTEM**



		Duetto		Description	Mfg. Part No.	Roll Dia.	Roll Face Lgth.	Overall Shaft Lgth.
Syn-Tac Cat. No.	611-CD, XL	611-ECD						
INK SYSTEM ROLLERS								
10212	F1	—	INK FORM (small)	PC03-62-A	2 ¹ / ₁₆	11 ¹¹ / ₁₆	15 ¹ / ₄	
10213	F2	—	INK FORM (large)	PC03-63-A	2 ³ / ₈	11 ¹¹ / ₁₆	15 ¹ / ₄	
10221*	D	—	INK DISTRIBUTOR (small)	CP03-02	1 ³ / ₃₂	11 ²⁹ / ₃₂	15 ²⁷ / ₃₂	
10230*	B	—	INK DUCTOR	PC03-03	1 ¹ / ₃₂	11 ⁷ / ₈	13 ⁵ / ₈	
10212-L	—	F1	INK FORM (small)	5103-03002A	2 ¹ / ₁₆	12 ¹ / ₈	15 ¹ / ₄	
10213-L	—	F2	INK FORM (large)	5103-03001A	2 ³ / ₈	12 ¹ / ₈	15 ¹ / ₄	
10221-L*	—	D	INK DISTRIBUTOR (small)	5103-03004	1 ³ / ₃₂	11 ³¹ / ₃₂	15 ²⁷ / ₃₂	
10230-L*	—	B	INK DUCTOR	5103-03006	1 ¹ / ₃₂	11 ³¹ / ₃₂	13 ⁵ / ₈	

WATER SYSTEM ROLLERS								
10251*	S	S	WATER METERING	CP18-69	1 ⁵ / ₈	12 ¹¹ / ₁₆	15 ⁹ / ₃₂	
10253*	O	O	WATER SQUEEGEE	CP18-23-A	1 ³ / ₁₆	13 ⁵ / ₃₂	15 ²⁹ / ₃₂	

MODEL 61 COLOR HEAD



		Duetto		Description	Mfg. Part No.	Roll Dia.	Roll Face Lgth.	Overall Shaft Lgth.
Syn-Tac Cat. No.	611-CD, XL	611-Color Head	Color Head					
INK SYSTEM ROLLERS								
10212	F1	—	INK FORM (small)	PC03-62-A	2 ¹ / ₁₆	11 ¹¹ / ₁₆	15 ¹ / ₄	
10213	F2	—	INK FORM (large)	PC03-63-A	2 ³ / ₈	11 ¹¹ / ₁₆	15 ¹ / ₄	
10220*	D1	—	INK DISTRIBUTOR (large)	4807-03032	1 ³ / ₁₆	11 ²⁹ / ₃₂	15 ²⁷ / ₃₂	
10221*	D	—	INK DISTRIBUTOR (small)	CP03-02	1 ³ / ₃₂	11 ²⁹ / ₃₂	15 ²⁷ / ₃₂	
10230*	B	—	INK DUCTOR	PC03-03	1 ¹ / ₃₂	11 ⁷ / ₈	13 ⁵ / ₈	
10212-L	—	F1	INK FORM (small)	5103-03002A	2 ¹ / ₁₆	12 ¹ / ₈	15 ¹ / ₄	
10213-L	—	F2	INK FORM (large)	5103-03001A	2 ³ / ₈	12 ¹ / ₈	15 ¹ / ₄	
10220-L*	—	D1	INK DISTRIBUTOR (large)	4807-03053	1 ³ / ₁₆	11 ³¹ / ₃₂	15 ²⁷ / ₃₂	
10221-L*	—	D	INK DISTRIBUTOR (small)	5103-03004	1 ³ / ₃₂	11 ³¹ / ₃₂	15 ²⁷ / ₃₂	
10222-L**	—	D2	INK DISTRIBUTOR (geared)	5103-18059	1 ⁹ / ₁₆	12 ¹ / ₈	14 ¹⁵ / ₁₆	
10230-L*	—	B	INK DUCTOR	5103-03006	1 ¹ / ₃₂	11 ³¹ / ₃₂	13 ⁵ / ₈	

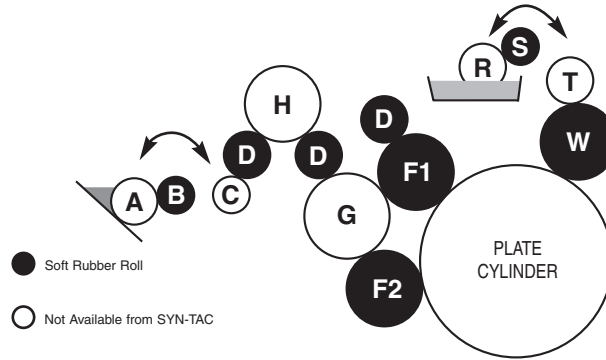
WATER SYSTEM ROLLERS								
10251*	S	S	WATER METERING	CP18-69	1 ⁵ / ₈	12 ¹¹ / ₁₆	15 ⁹ / ₃₂	
10253*	O	O	WATER SQUEEGEE	CP18-23-A	1 ³ / ₁₆	13 ⁵ / ₃₂	15 ²⁹ / ₃₂	

BOTTLES								
10649	—	—	for Hamada	—	—	—	—	—
10649-2	—	—	for Hamada (two-quart size)	—	—	—	—	—

* Bushings are NOT included.

** Bushings and gear are NOT included.

**HAMADA MODELS 612-CD, 612-XL, 612ECD,
DUETTO & DUETTO II MOLLETON SYSTEMS**



Syn-Tac Cat. No.	612-CD, XL	612-ECD	Description	Mfg. Part No.	Roll Dia.	Roll Face Lgth.	Overall Shaft Lgth.
------------------	------------	---------	-------------	---------------	-----------	-----------------	---------------------

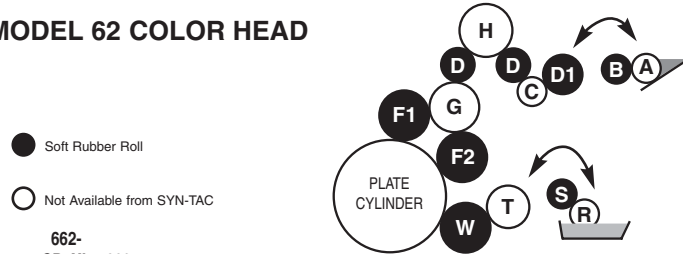
INK SYSTEM ROLLERS

10210	F1	—	INK FORM (small)	PC03-70A	2 ¹ / ₁₆	11 ¹¹ / ₁₆	15 ¹ / ₄
10211	F2	—	INK FORM (large)	PC03-71A	2 ³ / ₈	11 ¹¹ / ₁₆	15 ¹ / ₄
10221*	D	—	INK DISTRIBUTOR (small)	CP03-02	1 ³ / ₃₂	11 ²⁹ / ₃₂	15 ²⁷ / ₃₂
10230*	B	—	INK DUCTOR	PC03-03	1 ¹ / ₃₂	11 ⁷ / ₈	13 ⁵ / ₈
10210-L	—	F1	INK FORM (small)	5103-11077A	2 ¹ / ₁₆	12 ¹ / ₈	15 ¹ / ₄
10211-L	—	F2	INK FORM (large)	5103-11078A	2 ³ / ₈	12 ¹ / ₈	15 ¹ / ₄
10221-L*	—	D	INK DISTRIBUTOR (small)	5103-03004	1 ³ / ₃₂	11 ³¹ / ₃₂	15 ²⁷ / ₃₂
10230-L*	—	B	INK DUCTOR	5103-03006	1 ¹ / ₃₂	11 ³¹ / ₃₂	13 ⁵ / ₈

MOLLETON WATER SYSTEM ROLLERS

10240	W	—	WATER FORM	PC11-26-A	1 ³¹ / ₃₂	13	14 ¹ / ₃₂
10241	W	—	3M WATER FORM (3M sleeve #21014 <u>not</u> included)	—	2 ¹ / ₈	13 ³ / ₁₆	14 ¹ / ₃₂
10240-L	—	W	WATER FORM	5103-11090A	1 ³¹ / ₃₂	12 ¹⁵ / ₁₆	13 ³ / ₄
10250*	S	S	WATER DUCTOR	PC11-25	1 ⁵ / ₃₂	12 ⁷ / ₈	14 ¹ / ₂

MODEL 62 COLOR HEAD



Syn-Tac Cat. No.	662-CD, XL	662-ECD	Description	Mfg. Part No.	Roll Dia.	Roll Face Lgth.	Overall Shaft Lgth.
------------------	------------	---------	-------------	---------------	-----------	-----------------	---------------------

INK SYSTEM ROLLERS

10210	F1	—	INK FORM (small)	PC03-70A	2 ¹ / ₁₆	11 ¹¹ / ₁₆	15 ¹ / ₄
10211	F2	—	INK FORM (large)	PC03-71A	2 ³ / ₈	11 ¹¹ / ₁₆	15 ¹ / ₄
10220*	D1	—	INK DISTRIBUTOR (large)	4807-03032	1 ³ / ₁₆	11 ²⁹ / ₃₂	15 ²⁷ / ₃₂
10221*	D	—	INK DISTRIBUTOR (small)	CP03-02	1 ³ / ₃₂	11 ²⁹ / ₃₂	15 ²⁷ / ₃₂
10230*	B	—	INK DUCTOR	PC03-03	1 ¹ / ₃₂	11 ⁷ / ₈	13 ⁵ / ₈
10210-L	—	F1	INK FORM (small)	5103-11077A	2 ¹ / ₁₆	12 ¹ / ₈	15 ¹ / ₄
10211-L	—	F2	INK FORM (large)	5103-11078A	2 ³ / ₈	12 ¹ / ₈	15 ¹ / ₄
10220-L*	—	D1	INK DISTRIBUTOR (large)	4807-03053	1 ³ / ₁₆	11 ³¹ / ₃₂	15 ²⁷ / ₃₂
10221-L*	—	D	INK DISTRIBUTOR (small)	5103-03004	1 ³ / ₃₂	11 ³¹ / ₃₂	15 ²⁷ / ₃₂
10230-L*	—	B	INK DUCTOR	5103-03006	1 ¹ / ₃₂	11 ³¹ / ₃₂	13 ⁵ / ₈

MOLLETON WATER SYSTEM ROLLERS

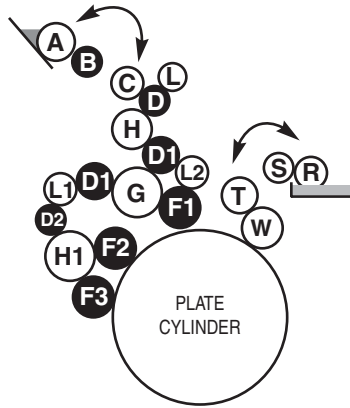
10240	W	—	WATER FORM	PC11-26-A	1 ³¹ / ₃₂	13	14 ¹ / ₃₂
10241	W	—	3M WATER FORM (3M sleeve #21014 <u>not</u> included)	—	2 ¹ / ₈	13 ³ / ₁₆	14 ¹ / ₃₂
10240-L	—	W	WATER FORM	5103-11090A	1 ³¹ / ₃₂	12 ¹⁵ / ₁₆	13 ³ / ₄
10250*	S	S	WATER DUCTOR	PC11-25	1 ⁵ / ₃₂	12 ⁷ / ₈	14 ¹ / ₂

BOTTLES

10649	—	—	for HAMADA	—	—	—	—
10649-2	—	—	for HAMADA (two-quart size)	—	—	—	—

* Bushings are NOT included.

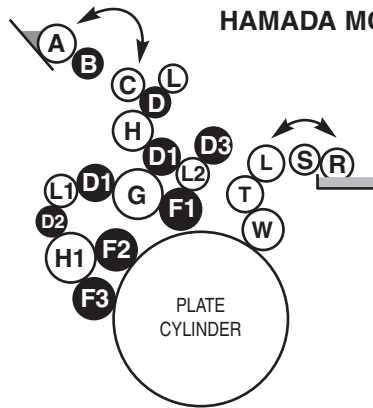
HAMADA MODEL H234-E



● Soft Rubber Roll ○ Not Available from SYN-TAC

Syn-Tac Cat. No.	Key	Description	Mfg. Part No.	Roll Dia.	Roll Face Lgth.	Overall Shaft Lgth.
MODEL H234-E						
INK SYSTEM ROLLERS						
234H-K	•	KIT (eight soft rubber ink rolls)	—	—	—	—
•234HA10	F1	INK FORM (small)	7403-03007A	2	12 ¹¹ / ₁₆	14 ⁹ / ₃₂
•234HA11	F2	INK FORM (medium)	7403-03008A	2 ⁵ / ₃₂	12 ¹¹ / ₁₆	14 ⁹ / ₃₂
•234HA12	F3	INK FORM (large)	7403-03009A	2 ⁷ / ₃₂	12 ¹¹ / ₁₆	14 ⁹ / ₃₂
•234HA20	D	INK DISTRIBUTOR (small)	7403-04008A	1 ²³ / ₃₂	12 ¹¹ / ₁₆	14 ³ / ₄
•234HA21	D1	INK DISTRIBUTOR (large)	7403-04006A	2 ¹ / ₁₆	12 ¹¹ / ₁₆	14 ³ / ₄
•234HA22	D2	INK DISTRIBUTOR (medium)	7403-04007A	1 ²⁹ / ₃₂	12 ¹¹ / ₁₆	14 ³ / ₄
•234HA30	B	INK DUCTOR	7403-06001A	1 ⁹ / ₃₂	12 ¹¹ / ₁₆	15 ¹⁷ / ₃₂
234HA18*	—	BLANKET WASH ROLLER	6803-09035	1 ¹⁹ / ₃₂	13 ³ / ₈	15 ¹¹ / ₁₆

HAMADA MODEL H234-C



● Soft Rubber Roll ○ Not Available from SYN-TAC

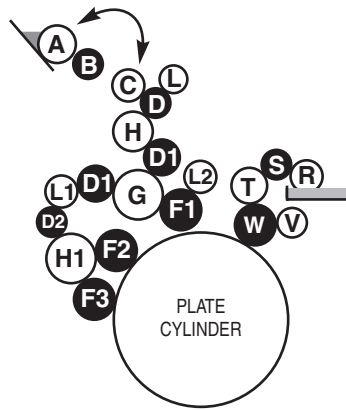
MODEL H234-C						
INK SYSTEM ROLLERS						
234HA10	F1	INK FORM (small)	7403-03007A	2	12 ¹¹ / ₁₆	14 ⁹ / ₃₂
234HA11	F2	INK FORM (medium)	7403-03008A	2 ⁵ / ₃₂	12 ¹¹ / ₁₆	14 ⁹ / ₃₂
234HA12	F3	INK FORM (large)	7403-03009A	2 ⁷ / ₃₂	12 ¹¹ / ₁₆	14 ⁹ / ₃₂
234HA20	D	INK DISTRIBUTOR (small)	7403-04008A	1 ²³ / ₃₂	12 ¹¹ / ₁₆	14 ³ / ₄
234HA21	D1	INK DISTRIBUTOR (large)	7403-04006A	2 ¹ / ₁₆	12 ¹¹ / ₁₆	14 ³ / ₄
234HA22	D2	INK DISTRIBUTOR (medium)	7403-04007A	1 ²⁹ / ₃₂	12 ¹¹ / ₁₆	14 ³ / ₄
234HA30	B	INK DUCTOR	7403-06001A	1 ⁹ / ₃₂	12 ¹¹ / ₁₆	15 ¹⁷ / ₃₂
234HA51	D3	BRIDGE ROLLER	7403-20017A	1 ⁹ / ₃₂	12 ⁹ / ₁₆	16 ¹ / ₂
234HA18*	—	BLANKET WASH ROLLER	6803-09035	1 ¹⁹ / ₃₂	13 ³ / ₈	15 ¹¹ / ₁₆

• The ink train soft rubber roller kit includes these rolls

See page 16 for Crestline water unit rolls

* Bushings are NOT included.

HAMADA MODEL H234-A



● Soft Rubber Roll ○ Not Available from SYN-TAC

Syn-Tac Cat. No.	Key	Description	Mfg. Part No.	Roll Dia.	Roll Face Lgth.	Overall Shaft Lgth.
MODEL H234-A						
INK SYSTEM ROLLERS						
234HA14	F1	INK FORM (small)	8203-03005	1 ³¹ / ₃₂	13 ⁷ / ₃₂	14 ¹ / ₄
234HA15	F2	INK FORM (medium)	8203-03006	2 ¹ / ₁₆	13 ⁷ / ₃₂	14 ¹ / ₄
234HA16	F3	INK FORM (large)	8203-03007	2 ⁷ / ₃₂	13 ⁷ / ₃₂	14 ¹ / ₄
234HA26	D	INK DISTRIBUTOR (small)	8203-04006	1 ²³ / ₃₂	13 ¹ / ₂	15 ⁹ / ₃₂
234HA27	D1	INK DISTRIBUTOR (large)	8203-04008	2 ¹ / ₁₆	13 ¹ / ₂	15 ⁹ / ₃₂
234HA28	D2	INK DISTRIBUTOR (medium)	8203-04007	1 ²⁹ / ₃₂	13 ¹ / ₂	15 ⁹ / ₃₂
234HA31	B	INK DUCTOR	8203-06001	1 ⁹ / ₃₂	13 ⁷ / ₃₂	15 ¹⁷ / ₃₂
234HA19*	—	BLANKET WASH ROLLER	8203-09001	1 ¹⁷ / ₃₂	13 ⁷ / ₈	16 ⁵ / ₃₂
WATER SYSTEM ROLLERS						
234HA43P	W	WATER FORM	8203-13004	2 ⁵ / ₃₂	13 ⁹ / ₃₂	16 ⁵ / ₁₆
234HA53P	S	WATER METERING	8203-13003	1 ²¹ / ₃₂	15 ³ / ₈	17 ³ / ₈

* Bushings are NOT included.

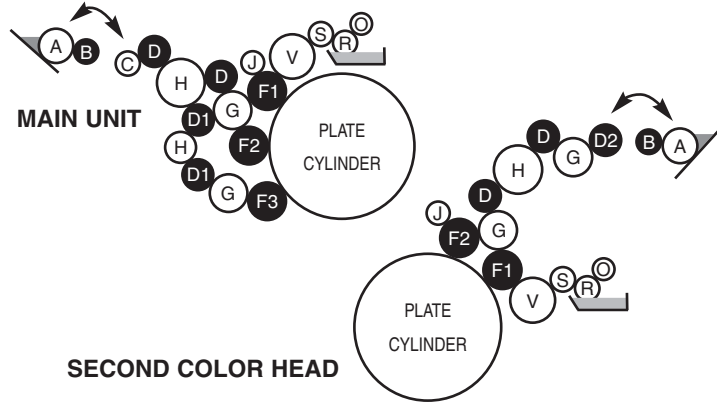
CARE CHEMICAL TIP:

Here is a safe and easy way to remove calcium carbonate glaze from your rollers:

Wash all ink from the rollers with **X75-122** followed with **X75-123**. Disengage the clean-up attachment and pour **X75-111** deglazer over the rollers. Let the press run for five to ten minutes, adding more of the **X75-111** as needed. Engage the clean-up attachment to remove all of the **X75-111**.

Remember: the amount of **X75-111** needed will depend on the amount of alkaline build-up. The alkaline will neutralize the **X75-111** as the calcium carbonate is dissolved.

**HAMADA MODELS RS34-S & VS34-S
(integrated system)**



● Soft Rubber Roll ○ Not Available from SYN-TAC

Syn-Tac Cat. No.	RS, VS 34-S & Color 34-M Heads	Both	Description	Mfg. Part No.	Roll Dia.	Roll Face Lgth.	Overall Shaft Lgth.
---------------------	--	------	-------------	------------------	--------------	-----------------------	---------------------------

INK SYSTEM ROLLERS RS/VS34-S & RS/VS34-M

10310	F1	F1	INK FORM (small)	6803-03001A	2 ¹ / ₁₆	12 ¹¹ / ₁₆	14 ⁹ / ₁₆
10311	F2	F2	INK FORM (medium)	6803-03002A	2 ¹ / ₈	12 ¹¹ / ₁₆	14 ⁹ / ₁₆
10312	F3	—	INK FORM (large)	6903-03001	2 ⁷ / ₃₂	12 ¹¹ / ₁₆	14 ⁹ / ₁₆
10320*	D	D	INK DISTRIBUTOR (medium)	6803-04005	1 ⁷ / ₁₆	12 ¹¹ / ₁₆	15 ⁵ / ₁₆
10321	D1	—	INK DISTRIBUTOR (large)	6903-04001	1 ²¹ / ₃₂	12 ¹¹ / ₁₆	12 ²⁷ / ₃₂
10322*	—	D2	INK DISTRIBUTOR (small)	6907-03002	1 ¹ / ₈	12 ¹¹ / ₁₆	16 ¹⁵ / ₃₂
10330	B	B	INK DUCTOR	6803-06001	1 ⁹ / ₃₂	12 ¹¹ / ₁₆	14 ¹ / ₃₂

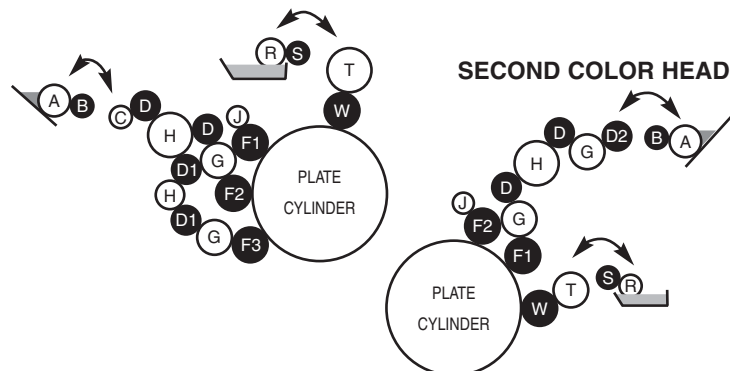
WATER SYSTEM ROLLERS RS34-M & VS34-M ONLY

10340	W	W	WATER FORM	6803-12013	1 ⁷ / ₈	13 ³ / ₈	14 ³ / ₈
10341	W	W	3M WATER FORM (3M sleeve #20514 <u>not</u> included)	6803-12066A	2 ¹ / ₁₆	13 ³ / ₈	14 ³ / ₈
10350	S	S	WATER DUCTOR	6803-12001	1 ¹ / ₈	13 ¹¹ / ₃₂	14 ¹ / ₃₂

BOTTLES

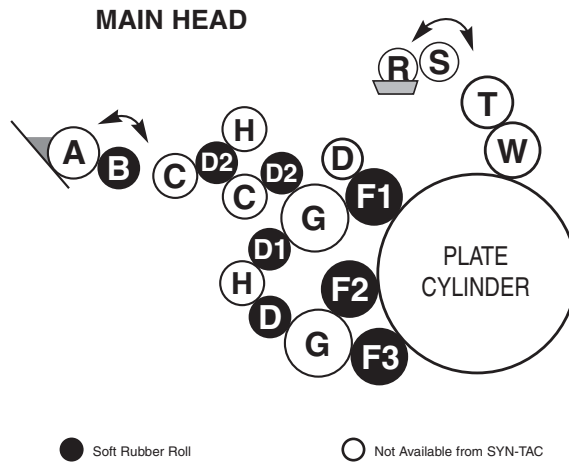
10649	—	—	for HAMADA	—	—	—	—
10649-2	—	—	for HAMADA (two-quart size)	—	—	—	—

**HAMADA MODELS RS34-M & VS34-M
(molleton system)**



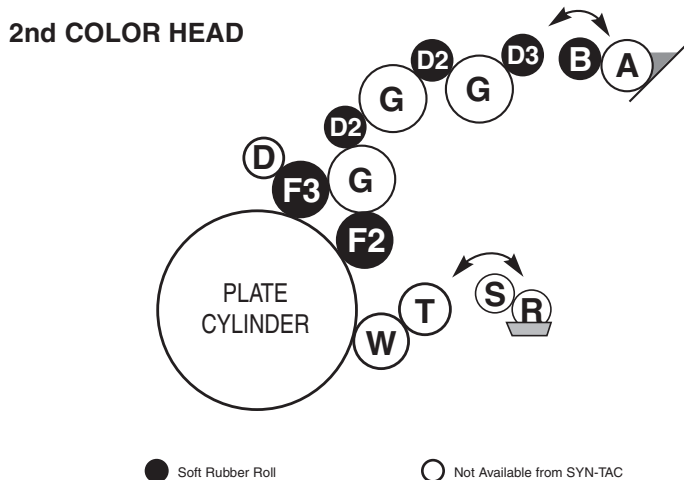
*Bushings are **NOT** included.
See page 15 or 16 for Crestline water unit rolls.

HAMADA MODELS RS34II, RS34LII, RS34LSII, VS34II, VS34LII, VS34LSII

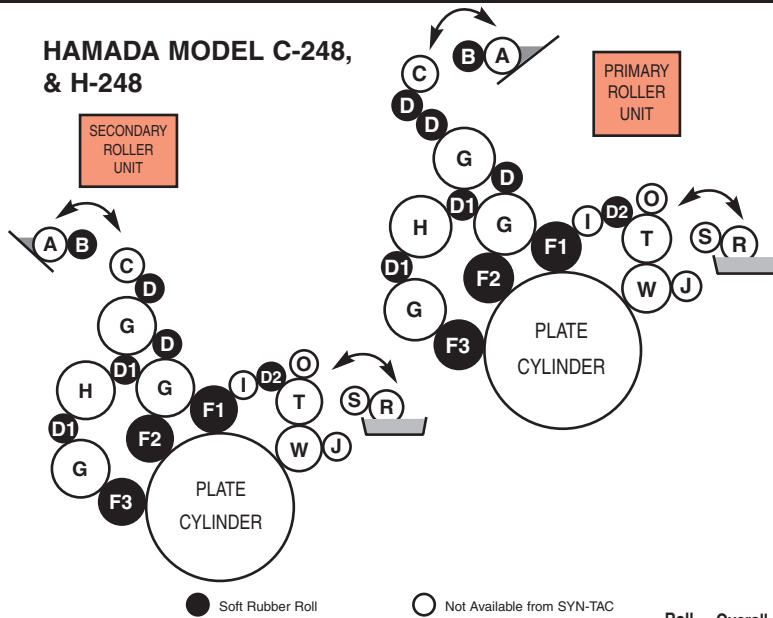


Syn-Tac Cat. No.	MAIN HEAD	2nd HEAD	Description	Mfg. Part No.	Roll Dia.	Roll Face Lgth.	Overall Shaft Lgth.
INK SYSTEM ROLLERS							
234HA10	F1	—	1st FORM	7403-03007A	2	12 ¹¹ / ₁₆	14 ⁹ / ₃₂
234HA11	F2	F2	2nd FORM (main head), 1ST FORM (color head)	7403-03008A	2 ⁵ / ₃₂	12 ¹¹ / ₁₆	14 ⁹ / ₃₂
234HA13	F3	F3	3rd FORM (main head), 2nd FORM (color head)	7503-03009A	2 ¹⁹ / ₃₂	12 ¹¹ / ₁₆	14 ⁹ / ₃₂
234HA20	D	—	INK DISTRIBUTOR	7403-04008A	1 ²³ / ₃₂	12 ¹¹ / ₁₆	14 ³ / ₄
234HA21	D1	—	INK DISTRIBUTOR	7403-04006A	2 ¹ / ₁₆	12 ¹¹ / ₁₆	14 ³ / ₄
234HA23*	D2	D2	INK DISTRIBUTOR	6803-04005	1 ⁷ / ₁₆	12 ¹¹ / ₁₆	15 ⁵ / ₁₆
234HA24	—	D3	INK DISTRIBUTOR	6907-03002A	1 ¹ / ₈	12 ¹¹ / ₁₆	16 ¹⁵ / ₃₂
234HA30	B	B	INK DUCTOR	7403-06001	1 ⁹ / ₃₂	12 ¹¹ / ₁₆	15 ¹⁷ / ₃₂
234HA18*	—	—	BLANKET WASH	6803-09035	1 ¹⁹ / ₃₂	13 ³ / ₈	15 ¹¹ / ₁₆

* Bushings are NOT included.



**HAMADA MODEL C-248,
& H-248**



Syn-Tac Cat. No.	Key	Description	Mfg. Part No.	Roll Dia.	Roll Face Lgth.	Overall Shaft Lgth.
---------------------	-----	-------------	------------------	--------------	-----------------------	---------------------------

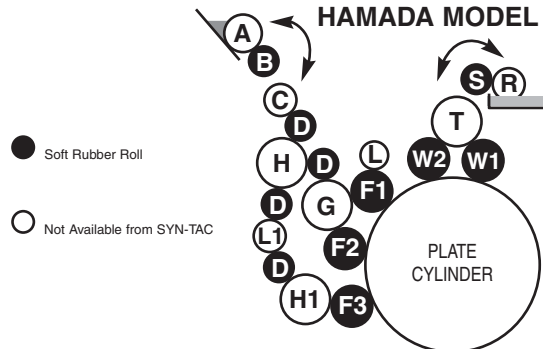
HAMADA C-248 & H-248

INK SYSTEM ROLLERS

10410	F1	INK FORM (small)	7203-03001A	2 ¹ / ₁₆	18 ¹ / ₂	20 ⁷ / ₈
10411	F2	INK FORM (medium)	7203-03002A	2 ¹ / ₈	18 ¹ / ₂	20 ⁷ / ₈
10412	F3	INK FORM (large)	7203-03003A	2 ⁷ / ₃₂	18 ¹ / ₂	20 ⁷ / ₈
10420	D	INK IDLER (small)	7203-04007	1 ⁷ / ₁₆	18 ¹ / ₂	18 ²¹ / ₃₂
10421	D1	INK IDLER (large) (for presses with serial numbers lower than CT-3B117)	7203-04005	1 ²¹ / ₃₂	18 ¹ / ₂	18 ²¹ / ₃₂
10422	D1	INK IDLER (larger) (for presses with serial number CT-3B117 and higher)	7203-04042	1 ²⁵ / ₃₂	18 ¹ / ₂	18 ²¹ / ₃₂
10430	B	INK DUCTOR	7203-06001	1 ⁹ / ₃₂	18 ¹ / ₂	19 ¹⁷ / ₃₂
10451	D2	INK IDLER (bridge)	7203-16401A	1 ³ / ₁₆	18 ¹ / ₂	20 ³ / ₈

See page 16 for Crestline water unit rolls.

HAMADA MODEL C-252 & H252



HAMADA C-252 & H252

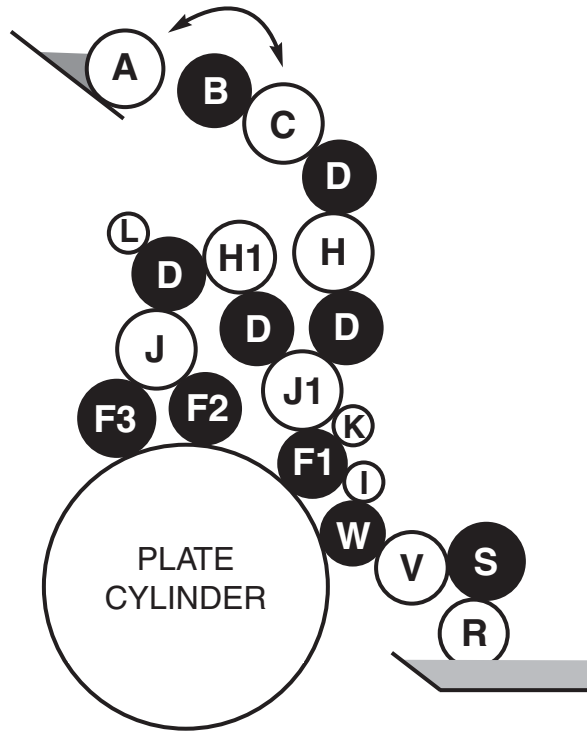
INK SYSTEM ROLLERS

10710	F1	INK FORM (small)	7303-03001	1 ¹³ / ₁₆	20 ³ / ₃₂	22 ⁷ / ₁₆
10711	F2	INK FORM (medium)	7303-03002	1 ³¹ / ₃₂	20 ³ / ₃₂	22 ⁷ / ₁₆
10712	F3	INK FORM (large)	7303-03003	2 ¹ / ₁₆	20 ³ / ₃₂	22 ⁷ / ₁₆
10720	D	INK IDLER	7303-04003	1 ²¹ / ₃₂	20 ³ / ₃₂	21 ¹ / ₂
10730	B	INK DUCTOR	7303-06001	1 ⁷ / ₁₆	20 ³ / ₃₂	21 ⁹ / ₃₂

WATER SYSTEM ROLLERS

10740	W1	1st WATER FORM	7303-12061	1 ¹¹ / ₁₆	20 ⁷ / ₈	22 ¹⁵ / ₁₆
10741	W2	2nd WATER FORM	7303-12062	1 ³ / ₄	20 ⁷ / ₈	22 ¹⁵ / ₁₆
10742	W1	1st 3M WATER FORM (3M sleeve #18522 not included)	7303-12084	1 ⁷ / ₈	20 ⁷ / ₈	22 ¹⁵ / ₁₆
10743	W2	2nd 3M WATER FORM (3M sleeve #18822 not included)	7303-12085	1 ²⁹ / ₃₂	20 ⁷ / ₈	22 ¹⁵ / ₁₆
10750	S	WATER DUCTOR	7303-12055A	1 ⁹ / ₃₂	20 ²⁵ / ₃₂	22 ¹ / ₁₆

**HAMADA MODEL B252 B452 & B452A
INTEGRATED SYSTEMS**



● Soft Rubber Roll

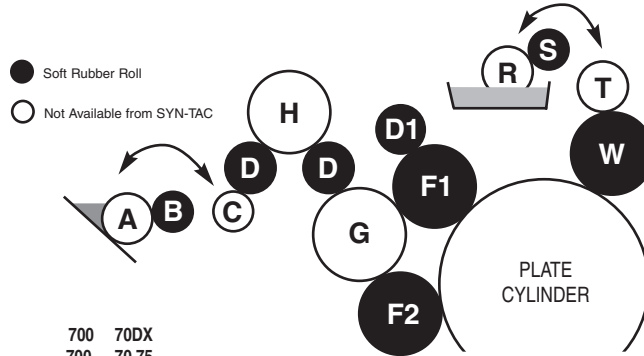
○ Not Available from SYN-TAC

Syn-Tac Cat. No.	Key	Description	Mfg. Part No.	Roll Dia.	Roll Face Lgth.	Overall Shaft Lgth.
INK SYSTEM ROLLERS						
452HA10PF*	F1	INK FORM (small oscillating shell)	7803-03055	1 ¹⁵ / ₁₆	20 ¹ / ₄	—
452HA11	F2	INK FORM (medium)	7803-03011	2	20 ¹³ / ₃₂	22 ¹⁵ / ₁₆
452HA12	F3	INK FORM (large)	7803-03012	2 ³ / ₁₆	20 ¹³ / ₃₂	24 ¹ / ₃₂
452HA13PF*	F3	INK FORM (large oscillating shell)	7803-03068	2 ³ / ₁₆	20 ¹ / ₄	—
452HA20	D	INK DISTRIBUTOR	7803-04019	2 ¹ / ₁₆	20 ³ / ₃₂	25 ³ / ₁₆
452HA30	B	INK DUCTOR	52R03-12	2 ¹ / ₁₆	20 ¹ / ₁₆	21 ³¹ / ₃₂
452HA18*	—	BLANKET WASH ROLLER	7803-09007	1 ¹⁹ / ₃₂	20 ²³ / ₃₂	23 ³ / ₃₂
WATER SYSTEM ROLLERS						
452HA40	W	WATER FORM	7803-13037	1 ¹³ / ₁₆	20 ⁷ / ₁₆	24 ⁹ / ₁₆
452HA51P	S	WATER METERING	7803-13027	2 ³ / ₁₆	22 ⁷ / ₃₂	24 ⁹ / ₁₆

* Bushings and, or Bearings are **NOT** included.

HERE'S A TIP ... Rest your blanket often. Keep spare **SYN-TAC** blankets on hand. If the surface is not cut or broken but there are low spots, try soaking the blanket overnight in water. Hang it up for a thorough drying before using it again. The low spots are gone.

HAMADA MODELS 700, 700DX, 700-CD, 700-CDX & E-47



Syn-Tac Cat. No.	700 700- CD CDX E-47	70DX 70,75 E7S Color Head	Description	Mfg. Part No.	Roll Dia.	Roll Face Lgth.	Overall Shaft Lgth.
---------------------	----------------------------------	---------------------------------------	-------------	------------------	--------------	-----------------------	---------------------------

INK SYSTEM ROLLERS

*10110	F1	F1	INK FORM (small)	I03-47-1A-7	2 ¹ / ₁₆	18	19 ¹⁵ / ₃₂
*10111	F2	—	INK FORM (large)	I03-47-1B-7	2 ³ / ₈	18	19 ¹⁵ / ₃₂
*10112	—	—	INK FORM (medium)	I23-50-1A-7	2 ³ / ₁₆	18	19 ¹⁵ / ₃₂
10113	—	F3	INK FORM (large) gear driven	G06-01-1A-7	2 ³ / ₈	18	19 ¹ / ₁₆
10114	—	F1	INK FORM (small) gear driven	G06-01-2A-7	2 ¹ / ₁₆	18	19 ¹ / ₁₆
10120	D	—	INK DISTRIBUTOR (large)	I03-44-1A-7	1 ¹ / ₈	18 ¹ / ₄	22 ⁵ / ₁₆
10121*	D1	—	INK DISTRIBUTOR (small)	I03-44-1B-7	7 ¹ / ₈	18 ¹ / ₄	22 ⁵ / ₁₆
10122	—	—	INK INTERMEDIATE ROLL	I24-19-1A-7	17 ¹ / ₁₆	18 ¹ / ₈	19 ²¹ / ₃₂
10123	—	—	INK IDLING DISTRIBUTOR	I24-54-1A-7	1 ⁹ / ₁₆	18 ⁵ / ₃₂	20 ⁹ / ₁₆
10124-A*	—	D2	INK DISTRIBUTOR (old style)	S-27-61-7	1 ¹ / ₈	18 ³ / ₈	21 ¹ / ₈
10124-B*	—	D2	INK DISTRIBUTOR (old style)	G07-56-1A-7	1 ¹⁹ / ₃₂	18 ⁵ / ₃₂	20 ¹ / ₄
10125*	—	D2	INK DISTRIBUTOR (new style)	G07-73-1A-7	1 ¹ / ₈	18 ³ / ₃₂	20 ⁷ / ₁₆
10130	B	B	INK DUCTOR	I03-43-7	1 ¹ / ₃₂	18 ¹ / ₄	19 ²⁷ / ₃₂

MOLLETON WATER SYSTEM ROLLERS

*10140	W	W	WATER FORM	R03-01-1A-7	1 ³ / ₃₂	18 ³ / ₄	19 ¹ / ₄
*10141	W	W	3M WATER FORM (3M sleeve #21019 <u>not</u> included)	R03-01-1C-7	2 ¹ / ₈	18 ³ / ₄	19 ¹ / ₄
10150*	S	S	WATER METERING ROLL	—	1 ³ / ₁₆	18 ³ / ₄	19 ²⁹ / ₃₂
10151	S	S	WATER DUCTOR	R13-14-7	1 ¹ / ₁₆	18 ²⁹ / ₃₂	20 ³ / ₈

Syn-Tac Cat. No.	700 700- CD CDX E-47	75 E7S Color Only	Description	Mfg. Part No.	Roll Dia.	Roll Face Lgth.	Overall Shaft Lgth.
---------------------	----------------------------------	----------------------------	-------------	------------------	--------------	-----------------------	---------------------------

BAREBACK WATER SYSTEM ROLLERS

10142	W	W	WATER FORM	—	2 ¹ / ₈	18 ³ / ₄	19 ¹ / ₄
10152*	S	S	WATER DUCTOR	—	1 ⁹ / ₃₂	18 ²⁹ / ₃₂	20 ³ / ₈
101855-R	T	—	WATER OSCILLATOR (hard rubber)	—	1 ⁵ / ₈	19 ⁷ / ₁₆	21 ³ / ₁₆
101856-R	—	T	WATER OSCILLATOR (hard rubber)	—	1 ⁵ / ₈	19 ⁷ / ₁₆	21 ¹ / ₂

BOTTLES

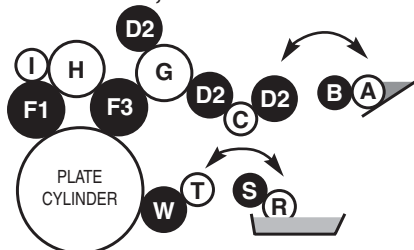
10649	—	—	for HAMADA	—	—	—	—
10649-2	—	—	for HAMADA (two-quart size)	—	—	—	—

* Bushings are NOT included.

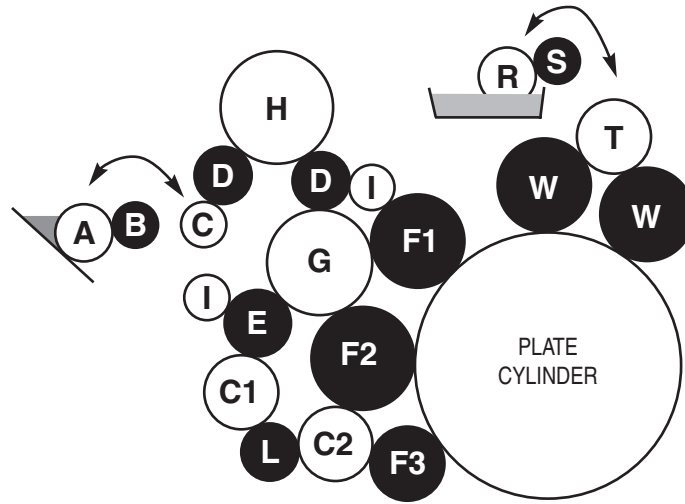
See page 15 and 16 for Crestline water unit rolls.

* Indicates rolls used on the 700DX main head. This head needs two of 10120 and one of all other indicated rollers.

HAMADA MODEL 70DX, 70 75 & E7S COLOR HEAD



HAMADA MODELS 800-DX, 800-SX & 800-CDX

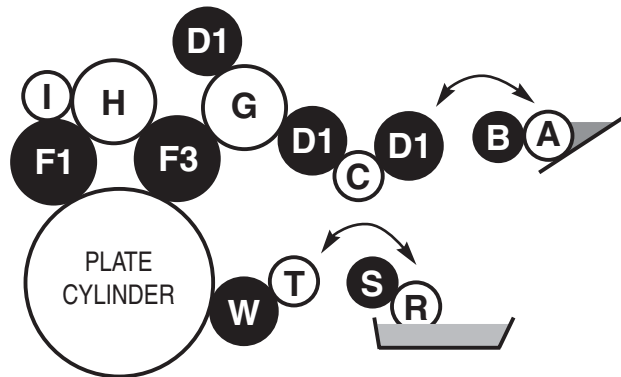


● Soft Rubber Roll ○ Not Available from SYN-TAC

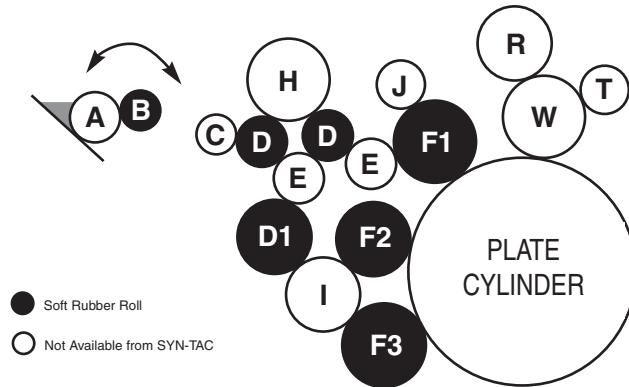
Syn-Tac Cat. No.	80,85 Color Head	Description	Mfg. Part No.	Roll Dia.	Face Lgth.	Overall Shaft Lgth.
INK SYSTEM ROLLERS						
10810	F1	F1 INK FORM (small)	I23-50-1A-8	2 ¹ / ₁₆	20 ⁵ / ₃₂	21 ³ / ₄
10811	F2	F2 INK FORM (large)	I23-50-1B-8	2 ³ / ₈	20 ⁵ / ₃₂	21 ³ / ₄
10812	F3	F3 INK FORM (medium) gear driven	I23-50-1C-8	2 ³ / ₁₆	20 ¹ / ₈	22 ⁵ / ₃₂
10813	—	F3 INK FORM (large) gear driven	G26-01-1A-8	2 ³ / ₈	20 ⁵ / ₃₂	21 ⁹ / ₁₆
10814	—	F1 INK FORM (small) gear driven	G26-01-2A-8	2 ¹ / ₁₆	20 ⁵ / ₃₂	21 ⁹ / ₁₆
10820*	D	D INK DISTRIBUTOR	I24-83-1A-8	1 ¹ / ₈	20 ¹ / ₂	24 ¹⁹ / ₃₂
10821*	E	E INK INTERMEDIATE ROLL	I24-19-1A-8	1 ⁷ / ₁₆	20 ¹¹ / ₃₂	21 ³¹ / ₃₂
10822*	L	L INK IDLING DISTRIBUTOR	I24-54-1A-8	1 ⁹ / ₃₂	20 ¹³ / ₃₂	22 ²⁹ / ₃₂
10823*	—	D1 INK DISTRIBUTOR (old style)	G27-56-8	1 ⁹ / ₃₂	20 ¹³ / ₃₂	22 ²¹ / ₃₂
10824*	—	D1 INK DISTRIBUTOR	G27-73-1A-8	1 ¹ / ₈	20 ³ / ₁₆	22 ³ / ₄
10830*	B	B INK DUCTOR	I24-82-8	1 ¹ / ₁₆	20 ¹³ / ₃₂	21 ³¹ / ₃₂
MOLLETON WATER SYSTEM ROLLERS						
10840	W	W WATER FORM	R13-01-1B-8	1 ³ / ₃₂	20 ⁷ / ₈	21 ⁷ / ₁₆
10841	W	3M WATER FORM (3M sleeve #21022 <u>not</u> included)	R13-01-1C-8	2 ¹ / ₈	20 ⁷ / ₈	21 ⁷ / ₁₆
10850	S	S WATER DUCTOR	R13-14-8	1 ¹ / ₁₆	20 ⁷ / ₈	22 ¹¹ / ₁₆
BOTTLES						
10649	—	for HAMADA	—	—	—	—
10649-2	—	for HAMADA (two-quart size)	—	—	—	—

*Bushings are NOT included.

MODEL 80 & 85 COLOR HEAD



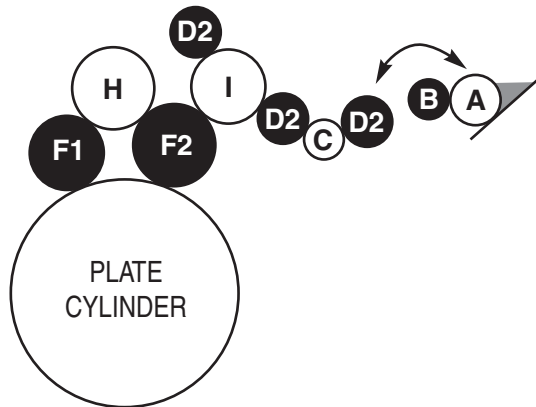
HAMADA MODEL SU-47



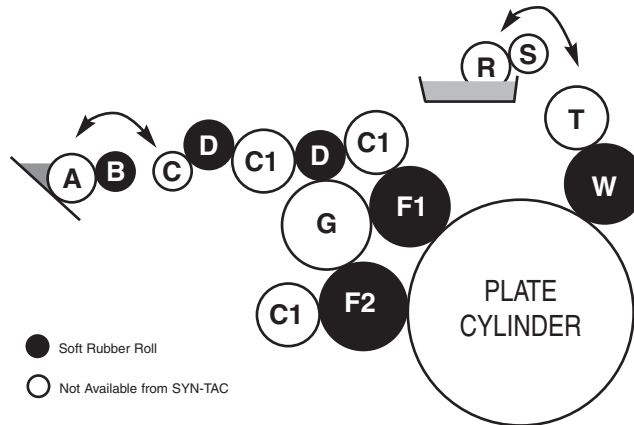
Syn-Tac Cat. No.	Color SU-47	Head	Description	Mfg. Part No.	Roll Dia.	Roll Face Lgth.	Overall Shaft Lgth.
HAMADA MODEL SU47							
INK SYSTEM ROLLERS							
10110	F1	—	INK FORM (medium)	I03-47-1A-7	2 ¹ / ₁₆	18	19 ¹⁵ / ₃₂
10115	F2	—	INK FORM (small)	6503-03215A	1 ²⁵ / ₃₂	18	18 ¹ / ₂
10114	—	F1	INK FORM (med.) gear driven	G06-01-2A-7	2 ¹ / ₁₆	18	19 ¹ / ₁₆
10113	—	F2	INK FORM (large) gear driven	G06-01-1A-7	2 ³ / ₈	18	19 ¹ / ₁₆
10111	—	F3	INK FORM (large)	I03-47-1B-7	2 ³ / ₈	18	19 ¹⁵ / ₃₂
10126	—	D	INK DISTRIBUTOR (small)	6503-04108A	1 ¹¹ / ₃₂	18	20 ²³ / ₃₂
10127	—	D1	INK DISTRIBUTOR (large)	6503-04105B	2 ¹ / ₂	18	18 ³ / ₃₂
10125	—	D2	INK DISTRIBUTOR (small)	G07-73-1A-7	1 ¹ / ₈	18 ³ / ₃₂	20 ⁷ / ₁₆
10131	—	B	INK DUCTOR	6503-06101A	1 ⁹ / ₃₂	18	19 ²⁹ / ₃₂
10130*	—	B	INK DUCTOR	I03-43-7	1 ¹ / ₃₂	18 ¹ / ₄	19 ²⁷ / ₃₂
BOTTLES							
10649	—	—	for HAMADA	—	—	—	—
10649-2	—	—	for HAMADA (two-quart size)	—	—	—	—

HAMADA MODEL SU47 COLOR HEAD

See page 15 and 16 for Crestline water unit rolls.
*Bushings are NOT included.



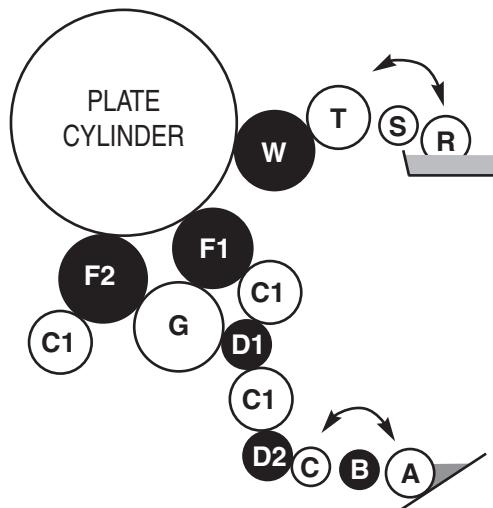
HAMADA MODELS DU34II UPPER UNIT



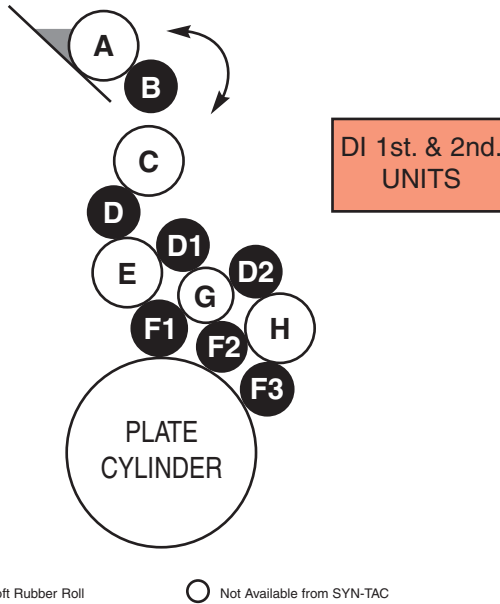
		Lower DU34II Unit				Mfg. Part No.	Roll Dia.	Roll Face Lgth.	Overall Shaft Lgth.
Syn-Tac Cat. No.	Main Head	Color Head	Description						
HAMADA MODEL DU34II									
INK SYSTEM ROLLERS									
234HA11	F1	F1	1st INK FORM (small)	7403-03008A	2 ⁵ / ₃₂	12 ¹¹ / ₁₆	14 ⁹ / ₃₂		
234HA13	F2	F2	2nd INK FORM (large)	7503-03009A	2 ¹³ / ₃₂	12 ¹¹ / ₁₆	14 ⁹ / ₃₂		
234HA23*	D	—	INK DISTRIBUTOR	6803-04005	1 ⁷ / ₁₆	12 ¹¹ / ₁₆	15 ⁵ / ₁₆		
234HA25	—	D1	INK INTERMEDIATE ROLL	7503-04052A	1 ¹⁹ / ₃₂	12 ¹¹ / ₁₆	14 ³ / ₄		
234HA20	—	D2	INK IDLING DISTRIBUTOR	7403-04008A	1 ²³ / ₃₂	12 ¹¹ / ₁₆	14 ³ / ₄		
234HA30	B	B	INK DUCTOR	7403-06001	1 ⁹ / ₃₂	12 ¹¹ / ₁₆	15 ⁷ / ₃₂		
234HA18*	—	—	BLANKET WASH	6803-09035	1 ¹⁹ / ₃₂	13 ³ / ₈	15 ¹¹ / ₁₆		
MOLLETON WATER SYSTEM ROLLERS									
234HA40	W	W	WATER FORM	7403-12003A	1 ⁷ / ₈	13 ³ / ₈	14 ¹ / ₄		
234HA41	W	W	3M WATER FORM (3M sleeve #20514 <u>not</u> included)	—	2 ¹ / ₁₆	13 ³ / ₈	14 ¹ / ₄		
BOTTLES									
10649	—	—	for HAMADA	—	—	—	—	—	—
10649-2	—	—	for HAMADA (two-quart size)	—	—	—	—	—	—

See page 15 and 16 for Crestline water unit rolls.
*Bushings are NOT included.

HAMADA MODEL DU34II LOWER UNIT COLOR HEAD

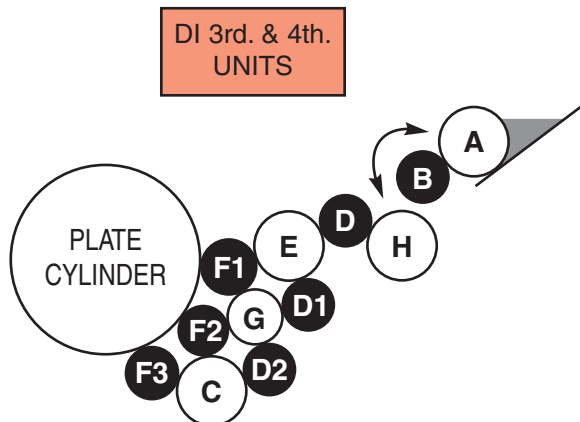


HEIDELBERG QUICKMASTER DI

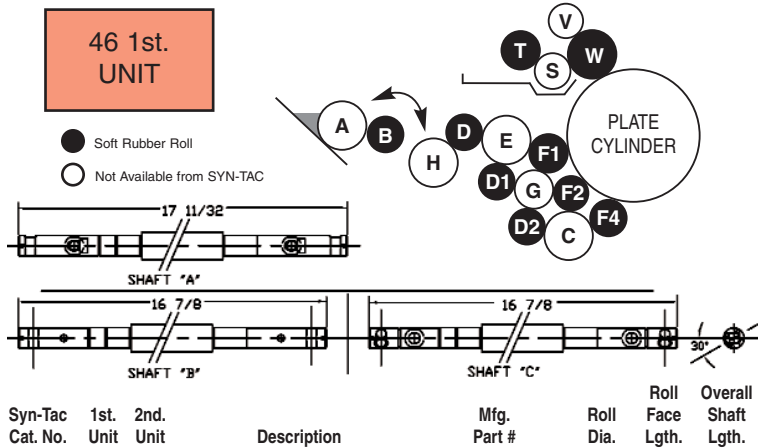


Syn-Tac Cat. No.	Key	Description	Mfg. Part #	Roll Dia.	Roll Face Lgth.	Overall Shaft Lgth.
QUICKMASTER DI						
INK SYSTEM ROLLERS						
34H-K3	•	KIT (1st unit 7 soft ink rolls)	—	—	—	—
•34H10	F1	1st. INK FORM (yellow)	MV.029.548	2 ⁵ / ₃₂	13 ¹³ / ₃₂	19 ¹ / ₃₂
•34H11	F2	2nd. INK FORM (blue)	MV.029.549/01	1 ²⁵ / ₃₂	13 ¹³ / ₃₂	16 ⁹ / ₁₆
•34H12	F3	3rd. INK FORM (black)	MV.027.709/04	1 ³¹ / ₃₂	13 ¹³ / ₃₂	18 ²⁹ / ₃₂
•34H20	D	INK DISTRIBUTOR (black)	MV.024.476/01	2 ¹ / ₁₆	13 ¹³ / ₃₂	18 ¹⁵ / ₁₆
•34H21	D1	INK DISTRIBUTOR (black)	MV.024.478/01	1 ²⁹ / ₃₂	13 ¹³ / ₃₂	19 ¹ / ₂
•34H22	D2	INK DISTRIBUTOR (black)	MV.024.479/03	1 ²⁹ / ₃₂	13 ¹³ / ₃₂	17 ¹ / ₃₂
•34H30*	B	INK DUCTOR (black)	MV.024.481/04	1 ¹⁹ / ₃₂	13 ¹³ / ₃₂	16 ¹⁷ / ₃₂
34H19	—	BLANKET WASH ROLL	A4.205.121/.04	1 ³¹ / ₃₂	13 ²⁵ / ₃₂	13 ²⁵ / ₃₂

•The ink train soft rubber roller kit includes these rolls
 * Bearings are NOT included.



HEIDELBERG QUICKMASTER 46 & PRINTMASTER 46



QUICKMASTER 46, PRINTMASTER

INK SYSTEM ROLLERS

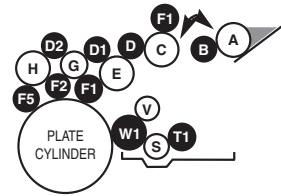
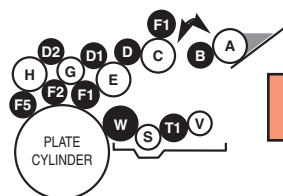
Syn-Tac Cat. No.	1st. Unit	2nd. Unit	Description	Mfg. Part #	Roll Dia.	Roll Face Lgth.	Overall Shaft Lgth.
34H-K1	•	—	KIT (1st unit 7 soft ink rolls)	—	—	—	—
34H-K2	—	-	KIT (2nd unit 8 soft ink rolls)	—	—	—	—
•34H10	F1	F1	1st. INK FORM (yellow)	MV.024.477/01 A1.009.090	2 ⁵ / ₃₂	13 ¹³ / ₃₂	19 ¹ / ₃₂
•34H11	F2	F2	2nd. INK FORM (blue)	MV.024.480/02 A1.009.110	1 ²⁵ / ₃₂	13 ¹³ / ₃₂	16 ⁹ / ₁₆
•34H13	F4		3rd. INK FORM (black)	MV.024.487/03 A1.009.115	1 ³¹ / ₃₂	13 ¹³ / ₃₂	18 ²⁹ / ₃₂
-34H14	—	F5	3rd. INK FORM (red)	MV.025.417/01	1 ³¹ / ₃₂	13 ¹³ / ₃₂	18 ⁵ / ₈
•34H20	D	D	INK DISTRIBUTOR (black)	MV.024.476/01 A1.009.080	2 ¹ / ₁₆	13 ¹³ / ₃₂	18 ¹⁵ / ₁₆
•34H21	D1	D1	INK DISTRIBUTOR (black)	MV.024.478/01 A1.009.092	1 ²⁹ / ₃₂	13 ¹³ / ₃₂	19 ¹ / ₂
•34H22	D2	D2	INK DISTRIBUTOR (black)	MV.024.479/03 A1.009.093	1 ²⁹ / ₃₂	13 ¹³ / ₃₂	17 ¹ / ₃₂
•34H30*	B	B	INK DUCTOR (black)	MV.024.481/04	1 ¹⁹ / ₃₂	13 ¹³ / ₃₂	16 ¹⁷ / ₃₂
34H18	—	—	BLANKET WASH ROLL	A1.205.512F/	1 ⁵ / ₈	13 ¹ / ₂	15 ⁷ / ₈

DAMPENING UNIT ROLLERS

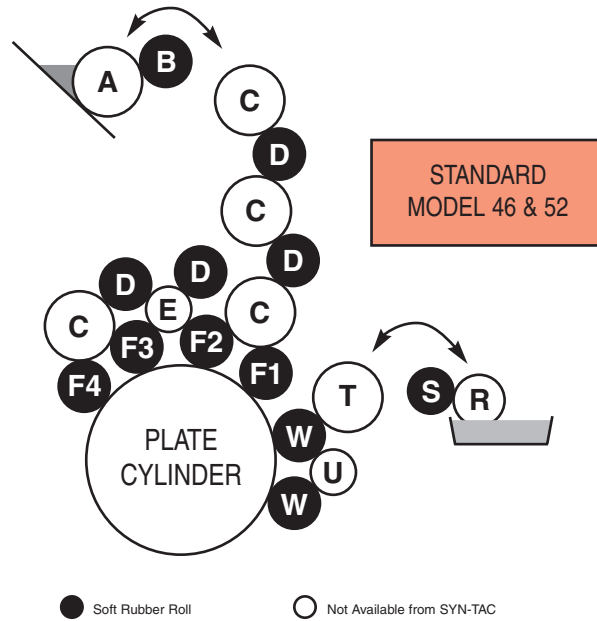
34H40*		W1	WATER FORM (shell only serial #956640 and up)	MV.028.411	2 ¹ / ₂	13 ⁵ / ₈	13 ⁵ / ₈
34H42A		W1	WATER FORM (complete)	SEE SHAFTS ABOVE	2 ¹ / ₂	13 ⁵ / ₈	17 ¹¹ / ₃₂
34H42B		W1	WATER FORM (complete)		2 ¹ / ₂	13 ⁵ / ₈	16 ⁷ / ₈
34H42C		W1	WATER FORM (complete)		2 ¹ / ₂	13 ⁵ / ₈	16 ⁷ / ₈
34H41*		W	WATER FORM (shell only serial #955295 - 956639)	MV.024.768 A1.030.024F	2 ¹ / ₂	13 ⁵ / ₈	13 ⁵ / ₈
34H41*	W		WATER FORM (shell only 70 duro)	MV.024.768 A1.030.024F	2 ¹ / ₂	13 ⁵ / ₈	13 ⁵ / ₈
34H43A	W	W	WATER FORM (complete 70 duro)	SEE SHAFTS LENGTHS ABOVE	2 ¹ / ₂	13 ⁵ / ₈	17 ¹¹ / ₃₂
34H43B	W	W	WATER FORM (complete 70 duro)		2 ¹ / ₂	13 ⁵ / ₈	16 ⁷ / ₈
34H43C	W	W	WATER FORM (complete 70 duro)		2 ¹ / ₂	13 ⁵ / ₈	16 ⁷ / ₈
34H50*	T		WATER DISTRIBUTOR (serial #955001 & up shell only)	MV.024.675	2 ¹ / ₈	13 ¹ / ₂	13 ²⁵ / ₃₂
34H51*		T1	WATER METERING (shell only)	MV.028.470	1 ³ / ₄	13 ⁷ / ₈	13 ⁷ / ₈
34H52	T		WATER DISTRIBUTOR (PrintMaster) solid core	A1.030.236	2 ¹ / ₈	13 ⁵ / ₈	15 ¹ / ₂

•-The ink train soft rubber roller kit includes these rolls

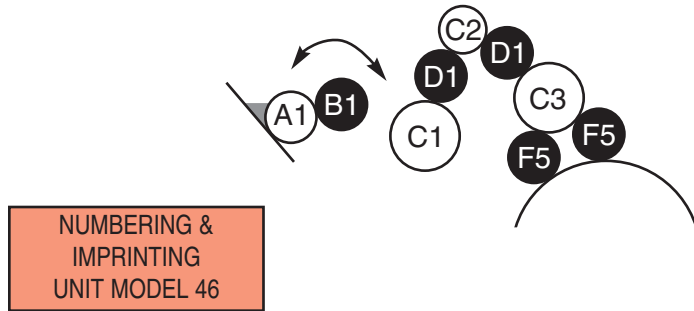
* Bearings are NOT included.



HEIDELBERG GTO MODELS 46



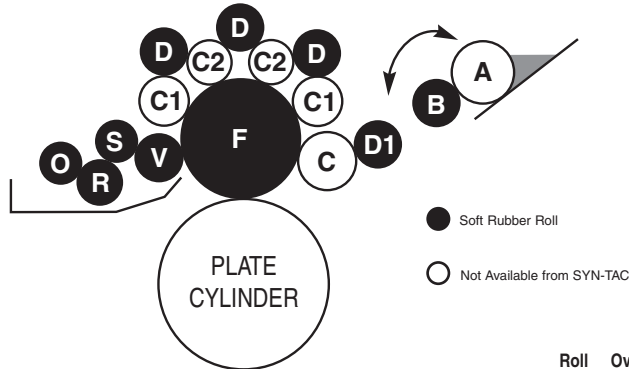
Syn-Tac Cat. No.	Key	Description	Mfg. Color	Roll Dia.	Roll Face Lgth.	Overall Shaft Lgth.
GTO MODEL 46						
INK SYSTEM ROLLERS						
46H10-Y	F1	INK FORM	YELLOW	1 ¹⁵ / ₁₆	17 ³¹ / ₃₂	21 ³ / ₃₂
46H10-B	F2	INK FORM	BLUE	1 ²⁵ / ₃₂	17 ³¹ / ₃₂	21 ³ / ₃₂
46H10-W	F3	INK FORM	WHITE	1 ²⁷ / ₃₂	17 ³¹ / ₃₂	21 ³ / ₃₂
46H10-R	F4	INK FORM	RED	2	17 ³¹ / ₃₂	21 ³ / ₃₂
46H10-B	D	INK DISTRIBUTOR	BLUE	1 ²⁵ / ₃₂	17 ³¹ / ₃₂	21 ³ / ₃₂
46H10-B	B	INK DUCTOR	BLUE	1 ²⁵ / ₃₂	17 ³¹ / ₃₂	21 ³ / ₃₂
DAMPENING UNIT ROLLERS						
46H10-G	W	WATER FORM	GREEN	1 ¹³ / ₁₆	18 ¹¹ / ₃₂	21 ³ / ₃₂
46H10-G	S	WATER DUCTOR	GREEN	1 ¹³ / ₁₆	18 ¹¹ / ₃₂	21 ³ / ₃₂
46H11-G	W	3M WATER FORM (3M sleeve #18519 <u>not</u> included)	GREEN	1 ⁷ / ₈	18 ¹¹ / ₃₂	21 ³ / ₃₂
46H12-G	W	BAREBACK WATER FORM	GREEN	2 ¹ / ₃₂	18 ¹⁹ / ₃₂	21 ³ / ₃₂
NUMBERING & IMPRINTING ROLLERS						
46H10-N	F5	INK FORM	—	1 ⁹ / ₃₂	17 ⁹ / ₁₆	—
46H10-N	D1	INK DISTRIBUTOR	—	1 ⁹ / ₃₂	17 ⁹ / ₁₆	—
46H10-N	B1	INK DUCTOR	—	1 ⁹ / ₃₂	17 ⁹ / ₁₆	—



HEIDELBERG TOK (LONG)

Serial number 496600 & UP,
 INCLUDING numbers 493726, 495147, 495313, 495484, 495561, 495586,
 495961**, 496054, 496055, 496060, 496189, & 496277

**Note: number 495961 uses 27H51-L, 27H53-L, & 27H55-L only

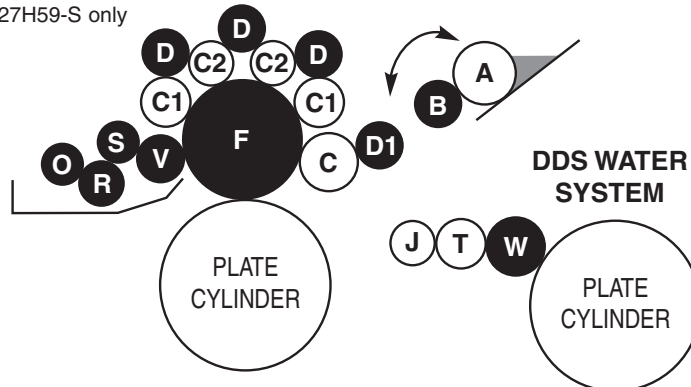


Syn-Tac Cat. No.	Long	Short	Description	Mfg. Part #	Roll Dia.	Roll Face Lgth.	Overall Shaft Lgth.
TOK (LONG & SHORT)							
INK SYSTEM ROLLERS							
27H10-L	F	—	INK FORM	22.010.020F/01	4 ³ / ₁₆	10 ²⁷ / ₃₂	15 ²¹ / ₃₂
27H10-S	—	F	INK FORM	22.010.020F/a	4 ³ / ₁₆	10 ¹ / ₂	15 ²¹ / ₃₂
27H20-L*	D	—	INK RIDER	22.009.008F/02	1 ¹ / ₂	10 ¹⁵ / ₁₆	14 ¹¹ / ₁₆
27H20-S*	—	D	INK RIDER	22.009.008F/01c	1 ¹ / ₂	10 ⁷ / ₁₆	14 ¹¹ / ₁₆
27H21-L*	D1	—	INK TRANSFER	22.010.050F/01	1 ³ / ₈	10 ²¹ / ₃₂	16 ⁵ / ₈
27H21-S*	—	D1	INK TRANSFER	22.010.050F/b	1 ³ / ₈	10 ¹⁵ / ₃₂	16 ⁵ / ₈
27H30-L*	B	—	INK DUCTOR	22.010.090F/03	1 ¹¹ / ₃₂	10 ¹⁹ / ₃₂	13 ⁵ / ₃₂
27H30-S*	—	B	INK DUCTOR	22.010.090F/02d	1 ¹¹ / ₃₂	10 ³ / ₁₆	13 ⁵ / ₃₂
WATER SYSTEM ROLLERS							
27H51-L*	S	—	DAMPENING TRANSFER	22.030.048F/02	1 ¹ / ₄	11 ¹ / ₈	16 ¹ / ₁₆
27H51-S*	—	S	DAMPENING TRANSFER	22.030.048F/01f	1 ¹ / ₄	10 ²⁵ / ₃₂	16 ¹ / ₁₆
27H53-L*	O	—	SQUEEZE	22.030.040F04	1 ¹⁹ / ₃₂	11 ¹⁵ / ₃₂	13 ⁹ / ₃₂
27H53-S*	—	O	SQUEEZE	22.030.040F03a	1 ¹⁹ / ₃₂	11 ¹ / ₃₂	13 ⁹ / ₃₂
27H55-L*	R	—	FOUNTAIN	22.030.020F/05	1 ¹¹ / ₁₆	11 ¹⁵ / ₃₂	14 ⁹ / ₁₆
27H55-S*	—	R	FOUNTAIN	22.030.020F/04a	1 ¹¹ / ₁₆	11 ¹ / ₁₆	14 ⁹ / ₁₆
27H59-L*	V	—	DISTRIBUTOR	22.030.055F/01	1 ¹¹ / ₁₆	11 ⁵ / ₃₂	17 ¹ / ₁₆
27H59-S*	—	V	DISTRIBUTOR	22.030.055F/a	1 ¹¹ / ₁₆	10 ²³ / ₃₂	17 ¹ / ₁₆
TOK DDS WATER SYSTEM							
27H40	W	W	PLATE DAMPENER	22.030.441F	2 ¹ / ₂	10 ¹¹ / ₁₆	10 ¹¹ / ₁₆

HEIDELBERG TOK (SHORT)

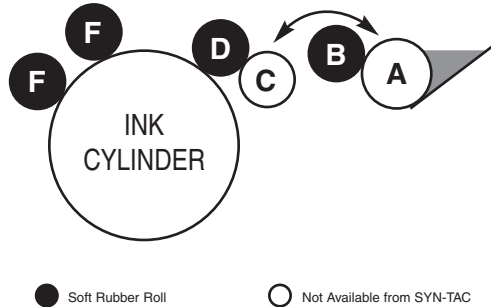
Serial number 496599 & down,
 EXCEPT numbers 493726, 495147, 495313, 495484, 495561, 495586,
 495961**, 496054, 496055, 496060, 496189, & 496277

**Note: number 495961 uses 27H10-S, 27H20-S, 27H21-S, 27H30-S, &
 27H59-S only



* Bearings are NOT included.

HEIDELBERG 10 X 15 WINDMILL &
12 x 18 (K STYLE) WINDMILL



Syn-Tac Cat. No.	Key	Description	Mfg. Part #	Roll Dia.	Roll Face Lgth.	Overall Shaft Lgth.
MODEL 10 X 15 WINDMILL						
INK SYSTEM ROLLERS						
37H-K	•	KIT (four soft rubber ink rolls)	—	—	—	—
37H11	F	INK FORM	01.009.020	2 ¹ / ₃₂	14 ⁹ / ₁₆	19 ¹¹ / ₃₂
37H10*	D	INK DISTRIBUTOR	01.009.020	2 ¹ / ₃₂	14 ⁹ / ₁₆	19 ¹¹ / ₃₂
37H10*	B	INK DUCTOR	01.009.020	2 ¹ / ₃₂	14 ⁹ / ₁₆	19 ¹¹ / ₃₂

MODEL 12 X 18 WINDMILL						
INK SYSTEM ROLLERS						
38H10*	F	INK FORM	02.009.020F/01C	2 ¹ / ₃₂	18	26 ⁵ / ₁₆
38H10*	D	INK DISTRIBUTOR	02.009.020F/01C	2 ¹ / ₃₂	18	26 ⁵ / ₁₆
38H10*	B	INK DUCTOR	02.009.020F/01C	2 ¹ / ₃₂	18	26 ⁵ / ₁₆

•The ink train soft rubber roller kit includes these rolls
* Bearings are NOT included.

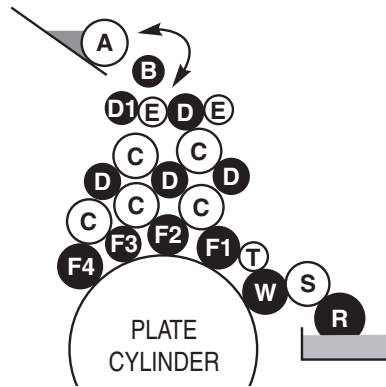
CARE CHEMICAL TIP:

Many press users don't wash up the press at the end of the day. This permits dust and dirt to accumulate in the inking system and invites many problems. It's not good roller care either.

If it is policy not to wash up at night, it is advisable to give the press a good cleaning on Friday. Wash the ink off your rollers with a good wash like **X75-122** and **X75-123**. Once the ink has been removed apply a good deglazer like **X75-111**, and rinse with **X75-123**. Your press rollers will be clean and can rest over the weekend.

Good housekeeping pays off in better production and higher quality with less down time and fewer service calls. Ink and water balance is easier to maintain if the rollers are free of glaze. Hickeys are less of a problem because dried ink particles and dirt do not accumulate in the inking system.

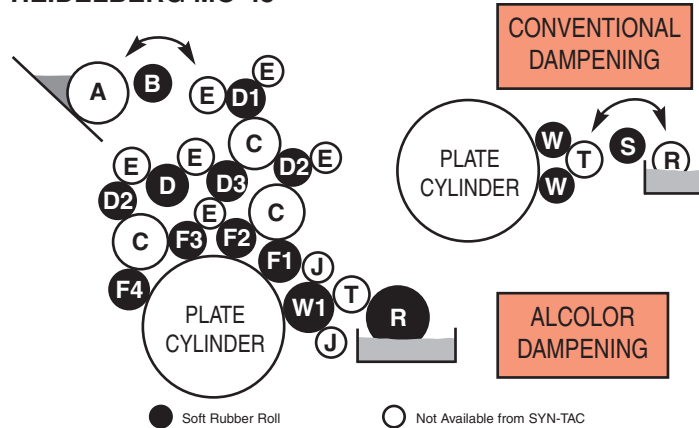
HEIDELBERG SPEEDMASTER 52



● Soft Rubber Roll ○ Not Available from SYN-TAC

Syn-Tac Cat. No.	Key	Description	Mfg. Color	Roll Dia.	Roll Face Lgth.	Overall Shaft Lgth.
HEIDELBERG SPEEDMASTER 52						
INK SYSTEM ROLLERS						
52SM10	F1	1st INK FORM	WHITE	2 ¹⁷ / ₃₂	21 ³ / ₁₆	22 ⁷ / ₃₂
52SM11	F2	2nd INK FORM	BLUE	2 ¹³ / ₃₂	21 ³ / ₁₆	22 ⁷ / ₃₂
52SM12	F3	3rd INK FORM	RED	2 ¹ / ₈	21 ³ / ₁₆	22 ⁷ / ₃₂
52SM13	F4	4th INK FORM	YELLOW	2 ¹¹ / ₁₆	21 ³ / ₁₆	22 ⁷ / ₃₂
52SM20	D	INK TRANSFER (large)	GREEN	2 ⁵ / ₃₂	20 ¹⁵ / ₁₆	23 ¹⁵ / ₁₆
52SM21	D1	INK TRANSFER (small)	BLACK	1 ³ / ₃₂	20 ¹⁵ / ₁₆	23 ¹⁵ / ₁₆
52SM30	B	INK DUCTOR	VIOLET	1 ²⁹ / ₃₂	20 ¹⁵ / ₃₂	23 ¹⁵ / ₁₆
ALCOLOR DAMPENING UNIT ROLLERS						
52SM44	W	ALCOLOR WATER FORM	—	2 ¹¹ / ₁₆	20 ⁶³ / ₆₄	—
52SM55	R	ALCOLOR WATER PAN	—	2 ²⁹ / ₃₂	21 ⁹ / ₁₆	—

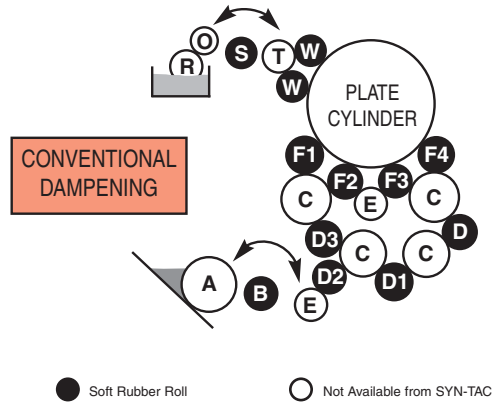
HEIDELBERG MO-43



● Soft Rubber Roll ○ Not Available from SYN-TAC

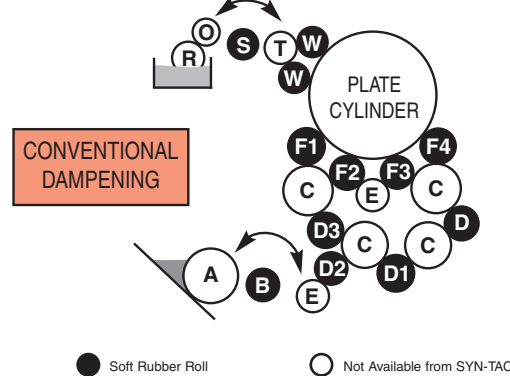
Syn-Tac Cat. No.	Key	Description	Mfg. Color	Roll Dia.	Roll Face Lgth.	Overall Shaft Lgth.
HEIDELBERG MO-43						
INK SYSTEM ROLLERS						
43H10	F1,D	1st INK FORM and DIST.	WHITE	2 ¹ / ₄	25 ³ / ₄	28 ²³ / ₃₂
43H11	F2,D1	2nd INK FORM and DIST.	BLUE	2 ³ / ₃₂	25 ³ / ₄	28 ²³ / ₃₂
43H12	F3,D2	3rd INK FORM and DIST.	RED	2 ¹ / ₃₂	25 ³ / ₄	28 ²³ / ₃₂
43H13	F4,D3	4th INK FORM and DIST.	YELLOW	2 ³ / ₁₆	25 ³ / ₄	28 ²³ / ₃₂
43H30	B	INK DUCTOR	RED	2 ¹ / ₃₂	25 ³ / ₄	28 ²³ / ₃₂
ALCOLOR DAMPENING UNIT ROLLERS						
43H44	W1	ALCOLOR WATER FORM	—	2 ¹¹ / ₁₆	25 ²⁹ / ₃₂	—
43H55	R	ALCOLOR WATER PAN	—	3 ¹¹ / ₃₂	26 ¹⁷ / ₃₂	—
CONVENTIONAL DAMPENING UNIT ROLLERS						
43H40	W S	WATER FORM & DUCTOR	GREEN	1 ⁵⁷ / ₆₄	26 ³ / ₃₂	28 ²³ / ₃₂
43H42	W	BAREBACK WATER FORM	GREEN	2 ¹ / ₆₄	26 ³ / ₃₂	28 ²³ / ₃₂
43H42-TR	W	BAREBACK FORM w/TRUCKS	GREEN	2 ¹ / ₆₄	26 ³ / ₃₂	28 ²³ / ₃₂

HEIDELBERG KORD 62



Syn-Tac Cat. No.	Key	Description	Mfg. Color	Roll Dia.	Roll Face Lgth.	Overall Shaft Lgth.
HEIDELBERG KORD 62						
INK SYSTEM ROLLERS						
62KD10*	F1, D	1st INK FORM and DIST.	BLUE	2 ¹⁷ / ₆₄	24 ³⁹ / ₆₄	26 ³ / ₈
62KD11*	F2, D1	2nd INK FORM and DIST.	WHITE	2 ⁷ / ₆₄	24 ³⁹ / ₆₄	26 ³ / ₈
62KD12*	F3, D2	3rd INK FORM and DIST.	RED	2 ¹ / ₃₂	24 ³⁹ / ₆₄	26 ³ / ₈
62KD13*	F4, D3	4th INK FORM and DIST.	BROWN	2 ³ / ₁₆	24 ³⁹ / ₆₄	26 ³ / ₈
62KD30*	B	INK DUCTOR	RED	2 ¹ / ₃₂	24 ³⁹ / ₆₄	26 ³ / ₈
CONVENTIONAL DAMPENING UNIT ROLLERS						
62KD40*	W, S	WATER FORM/DUCTOR (os)	GREEN	1 ⁵⁷ / ₆₄	25	26 ³ / ₈
62KD41*	W	3M WATER FORM (3M sleeve #19728 <i>not</i> included)	GREEN	1 ⁶³ / ₆₄	25	26 ³ / ₈
62KD42*	W	WATER FORM BAREBACK	GREEN	2 ¹ / ₃₂	25	26 ³ / ₈

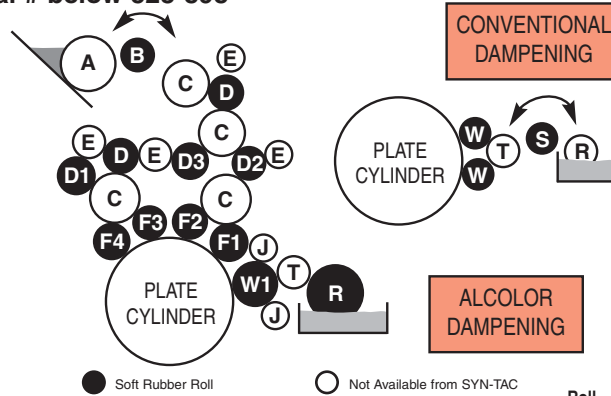
HEIDELBERG KORD 64



Syn-Tac Cat. No.	Key	Description	Mfg. Color	Roll Dia.	Roll Face Lgth.	Overall Shaft Lgth.
HEIDELBERG KORD 64						
INK SYSTEM ROLLERS						
64KD15*	F1, D	1st INK FORM and DIST.	BLUE	2 ¹⁷ / ₆₄	25 ²⁵ / ₆₄	27 ⁶¹ / ₆₄
64KD16*	F2, D1	2nd INK FORM and DIST.	WHITE	2 ⁷ / ₆₄	25 ²⁵ / ₆₄	27 ⁶¹ / ₆₄
64KD17*	F3, D2	3rd INK FORM and DIST.	RED	2 ¹ / ₃₂	25 ²⁵ / ₆₄	27 ⁶¹ / ₆₄
64KD18*	F4, D3	4th INK FORM and DIST.	BROWN	2 ³ / ₁₆	25 ²⁵ / ₆₄	27 ⁶¹ / ₆₄
64KD31*	B	INK DUCTOR	RED	2 ¹ / ₃₂	25 ²⁵ / ₆₄	27 ⁶¹ / ₆₄
CONVENTIONAL DAMPENING UNIT ROLLERS						
64KD40*	W, S	WATER FORM/DUCTOR (os)	GREEN	1 ⁵⁷ / ₆₄	26 ³ / ₈	28 ¹⁵ / ₆₄
64KD41*	W	3M WATER FORM (3M sleeve #19728 <i>not</i> included)	GREEN	1 ⁶³ / ₆₄	26 ³ / ₈	28 ¹⁵ / ₆₄
64KD42*	W	WATER FORM BAREBACK	GREEN	2 ¹ / ₃₂	26 ³ / ₈	28 ¹⁵ / ₆₄

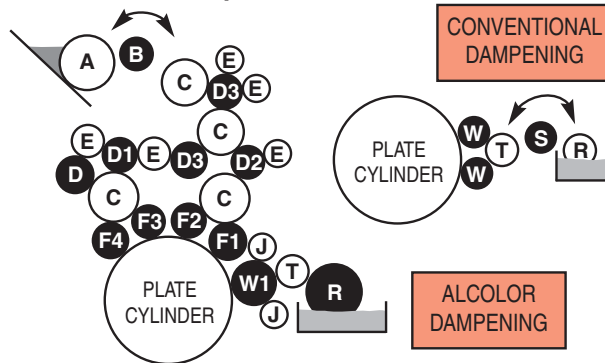
* Bearings are NOT included.

HEIDELBERG SPEEDMASTER 102 SORS PRE DRUPA
Serial # below 523-898



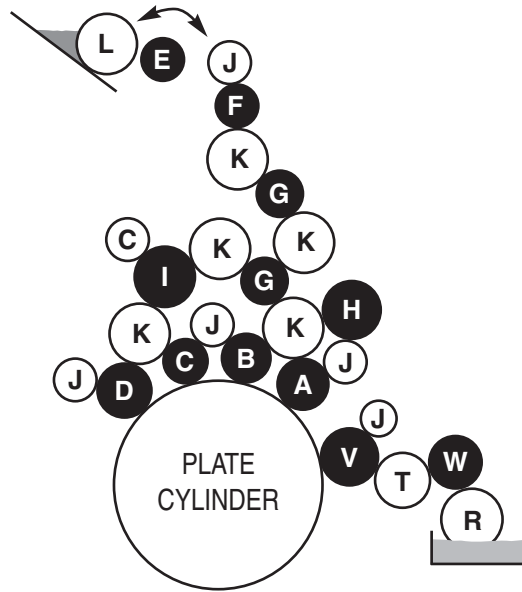
Syn-Tac Cat. No.	Key	Description	Mfg. Color	Roll Dia.	Roll Face Lgth.	Overall Shaft Lgth.
HEIDELBERG SORS PRE DRUPA						
INK SYSTEM ROLLERS						
102SPD10	F1, D	1st INK FORM and DIST.	WHITE	2 ³¹ / ₆₄	40 ²⁵ / ₆₄	42 ²⁷ / ₃₂
102SPD11	F2, D1	2nd INK FORM and DIST.	BLUE	2 ¹⁷ / ₆₄	40 ²⁵ / ₆₄	42 ²⁷ / ₃₂
102SPD12	F3, D2	3rd INK FORM and DIST.	RED	2 ²⁵ / ₆₄	40 ²⁵ / ₆₄	42 ²⁷ / ₃₂
102SPD13	F4, D3	4th INK FORM and DIST.	YELLOW	2 ¹⁹ / ₃₂	40 ²⁵ / ₆₄	42 ²⁷ / ₃₂
102SPD30	B	INK DUCTOR	BLUE	2 ¹⁷ / ₆₄	40 ²⁵ / ₆₄	42 ²⁷ / ₃₂
CONVENTIONAL DAMPENING UNIT ROLLERS						
102SPD40	W, S	WATER FORM/DUCTOR (os)	GREEN	2 ³¹ / ₆₄	41 ⁹ / ₆₄	42 ²⁷ / ₃₂
102SPD42	W	WATER FORM BAREBACK	GREEN	2 ¹⁹ / ₃₂	41 ⁹ / ₆₄	42 ²⁷ / ₃₂
102SPD50	S	WATER DUCTOR (new style)	GREEN	2 ³¹ / ₆₄	41 ⁴⁷ / ₆₄	43 ²⁷ / ₆₄
ALCOLOR DAMPENING UNIT ROLLERS						
102SPD44	W1	ALCOLOR DAMPENING FORM	—	3 ⁵ / ₆₄	40 ¹⁵ / ₁₆	—
102SPD55	R	ALCOLOR DAMPENING PAN	—	4 ¹ / ₄	41 ⁴⁷ / ₆₄	—

HEIDELBERG SPEEDMASTER 102 SORS DRUPA
Serial # 523-898 & up



Syn-Tac Cat. No.	Key	Description	Mfg. Color	Roll Dia.	Roll Face Lgth.	Overall Shaft Lgth.
HEIDELBERG SORS DRUPA						
INK SYSTEM ROLLERS						
102SD10	F1, D	1st INK FORM and DIST.	WHITE	2 ²³ / ₆₄	40 ³ / ₄	42 ⁵¹ / ₆₄
102SD11	F2, D1	2nd INK FORM and DIST.	BLUE	2 ²⁷ / ₃₂	40 ³ / ₄	42 ⁵¹ / ₆₄
102SD12	F3, D2	3rd INK FORM and DIST.	RED	2 ¹⁹ / ₃₂	40 ³ / ₄	42 ⁵¹ / ₆₄
102SD13	F4, D3	4th INK FORM and DIST.	YELLOW	3 ⁹ / ₆₄	40 ³ / ₄	42 ⁵¹ / ₆₄
102SD30	B	INK DUCTOR	WHITE	2 ²³ / ₆₄	40 ³ / ₄	42 ⁵¹ / ₆₄
102SD31	B	INK DUCTOR (tube style)	BROWN	2 ²³ / ₆₄	40 ³ / ₄	42 ³ / ₁₆
102SD32	B	INK DUCTOR SHORT (n/s)	—	2 ²³ / ₆₄	40 ³ / ₄	42 ³ / ₁₆
CONVENTIONAL DAMPENING UNIT ROLLERS						
102SPD40	W, S	WATER FORM/DUCTOR (os)	GREEN	2 ³¹ / ₆₄	41 ⁹ / ₆₄	42 ²⁷ / ₃₂
102SPD42	W	WATER FORM BAREBACK	GREEN	2 ¹⁹ / ₃₂	41 ⁹ / ₆₄	42 ²⁷ / ₃₂
102SPD50	S	WATER DUCTOR (new style)	GREEN	2 ³¹ / ₆₄	41 ⁴⁷ / ₆₄	43 ²⁷ / ₆₄
ALCOLOR DAMPENING UNIT ROLLERS						
102SPD44	W1	ALCOLOR DAMPENING FORM	—	3 ⁵ / ₆₄	40 ¹⁵ / ₁₆	—
102SPD55	R	ALCOLOR DAMPENING PAN	—	4 ¹ / ₄	41 ⁴⁷ / ₆₄	—

KOMORI LITHRONE 28



● Soft Rubber Roll ○ Not Available from SYN-TAC

Syn-Tac Cat. No.	Key	Description	Mfg. Position	Roll Dia.	Roll Face Lgth.	Overall Shaft Lgth.
INK SYSTEM ROLLERS						
28KL10	A	1st INK FORM	A	2 ⁵ / ₆₄	28 ⁵⁷ / ₆₄	30 ²⁵ / ₃₂
28KL11	B	2nd INK FORM	B	2 ⁴³ / ₆₄	28 ⁵⁷ / ₆₄	32 ³³ / ₆₄
28KL12	C	3rd INK FORM	C	2 ⁷ / ₁₆	28 ⁵⁷ / ₆₄	30 ²⁵ / ₃₂
28KL13	D	4th INK FORM	D	2 ⁶¹ / ₆₄	28 ⁵⁷ / ₆₄	32 ³³ / ₆₄
28KL30	E	INK DUCTOR	E	2 ²³ / ₆₄	28 ⁵⁷ / ₆₄	31 1/2
28KL20	F	INK DISTRIBUTOR	F	2 ²³ / ₆₄	28 ⁵⁷ / ₆₄	31 1/2
28KL21	G	INK DISTRIBUTOR	G	2 ⁹ / ₁₆	28 ⁵⁷ / ₆₄	32 ³³ / ₆₄
28KL22	H	INK DISTRIBUTOR	H	3 ⁵ / ₃₂	28 ⁵⁷ / ₆₄	30 ⁵ / ₆₄
28KL23	I	INK DISTRIBUTOR	I	3 ¹⁵ / ₆₄	28 ⁵⁷ / ₆₄	32 ³³ / ₆₄
PLATE COCKING ROLLERS						
28KL14	B	2nd INK FORM	B	2 ⁴³ / ₆₄	28 ⁵⁷ / ₆₄	30 ²⁵ / ₃₂
28KL15	D	4th INK FORM	D	2 ⁶¹ / ₆₄	28 ⁵⁷ / ₆₄	30 ²⁵ / ₃₂
DAMPENING UNIT ROLLERS						
28KL40	V	WATER FORM (short)	V	3 ⁷ / ₆₄	29 ¹ / ₁₆	32 ³³ / ₆₄
28KL41	V	WATER FORM (long)	V	3 ⁷ / ₆₄	29 ¹ / ₁₆	34 ⁵ / ₁₆
28KL51	W	WATER METERING	W	2 ⁷ / ₈	31 ¹¹ / ₃₂	34 ²³ / ₃₂

Replacement rollers are available for the following presses upon request

Heidelberg KOR/KORA, KORS, SORM 72 Pre Drupa, or Drupa, Speedmaster 74.

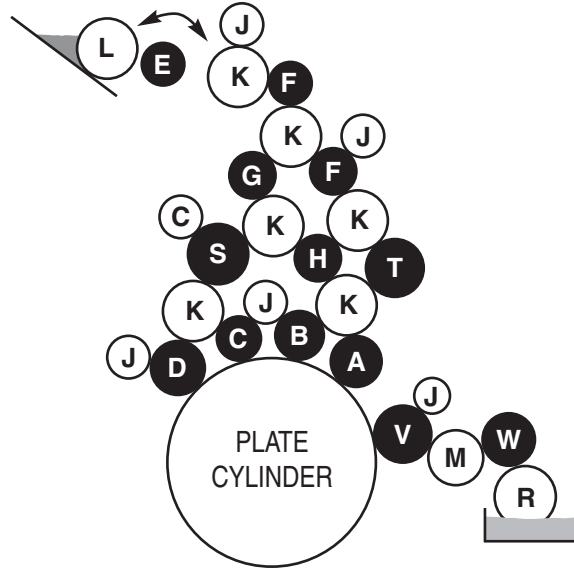
Komori Sprint 26 and Sprint 26 (new style)

Man Roland 700.

Call for pricing.

Lead times will vary.

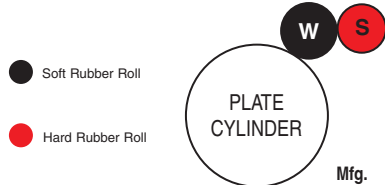
KOMORI LITHRONE 40



● Soft Rubber Roll ○ Not Available from SYN-TAC

Syn-Tac Cat. No.	Key	Description	Mfg. Position	Roll Dia.	Roll Face Lgth.	Overall Shaft Lgth.
INK SYSTEM ROLLERS						
40KL10	A	1st INK FORM	A	3 ²⁹ / ₆₄	40 ³ / ₄	43 ²⁵ / ₃₂
40KL11	B	2nd INK FORM	B	3 ³ / ₆₄	40 ³ / ₄	43 ⁵⁵ / ₆₄
40KL12	C	3rd INK FORM	C	3 ¹¹ / ₃₂	40 ³ / ₄	43 ²⁵ / ₃₂
40KL13	D	4th INK FORM	D	3 ³⁵ / ₆₄	40 ³ / ₄	43 ⁵⁵ / ₆₄
40KL30	E	INK DUCTOR	E	2 ³³ / ₆₄	40 ³ / ₄	44 ¹¹ / ₆₄
40KL20	F	INK DISTRIBUTOR	F	2 ⁶¹ / ₆₄	40 ³ / ₄	43 ¹⁵ / ₆₄
40KL21	G	INK DISTRIBUTOR	G	2 ³ / ₄	40 ³ / ₄	44 ²¹ / ₆₄
40KL22	H	INK DISTRIBUTOR	H	3 ¹¹ / ₃₂	40 ³ / ₄	45 ⁵ / ₃₂
40KL23	S	INK DISTRIBUTOR	S	3 ¹³ / ₁₆	40 ³ / ₄	45 ⁵ / ₃₂
40KL24	T	INK DISTRIBUTOR	T	2 ³ / ₄	40 ³ / ₄	42 ⁹ / ₃₂
PLATE COCKING ROLLERS						
40KL14	B	2nd INK FORM	B	3 ³ / ₆₄	40 ³ / ₄	43 ²⁵ / ₆₄
40KL15	D	4th INK FORM	D	3 ³⁵ / ₆₄	40 ³ / ₄	43 ²⁵ / ₆₄
DAMPENING UNIT ROLLERS						
40KL40	V	WATER FORM (101mm. O.D.)	V	3 ⁶³ / ₆₄	41 ¹ / ₆₄	43 ²⁵ / ₃₂
40KL41	V	WATER FORM (102mm. O.D.)	V	4 ¹ / ₆₄	41 ¹ / ₆₄	43 ²⁵ / ₃₂
40KL42	V	WATER FORM	V	3 ⁶³ / ₆₄	41 ¹ / ₆₄	45 ⁹ / ₃₂
40KL43	V	WATER FORM	V	3 ⁶³ / ₆₄	41 ¹ / ₆₄	45 ⁶³ / ₆₄
40KL51	W	WATER METERING	W	3 ²⁵ / ₆₄	43 ²⁵ / ₃₂	47 ⁷ / ₁₆

KOMPAC ROLLERS for:
(A.B. DICK 360 & 9800 series), (CHIEF 15 & 17),
(HAMADA 600), (HEIDELBERG GTO 52),
(MULTI 1250), & (RYOBI 3200MCD & 3302)

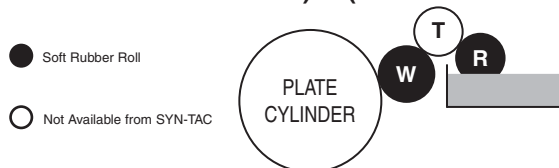


Syn-Tac Cat. No.	Key	Description	Mfg. Part No.	Roll Dia.	Roll Face Lgth.	Overall Shaft Lgth.
KOMPAC DAMPENING UNIT ROLLERS						
92K10	W	WATER FORM (MULTI 1250 & CHIEF 17)	92410	2	11	13 ⁹ / ₁₆
92K50	S	WATER METER (MULTI 1250 & CHIEF 17)	92400	1½	11 ¹⁷ / ₃₂	13 ⁹ / ₁₆
92K11	W	WATER FORM (A.B.DICK 9800 MULTI 1360 & 1650, HAMADA 611,612)	92470	2	13	15 ¹⁷ / ₃₂
92K51	S	WATER METER (A.B.DICK 9800 MULTI 1360 & 1650, HAMADA 611,612)	92460	1½	13½	15½
92K12	W	WATER FORM (CHIEF 15)	92450	2	10 ⁵ / ₈	13 ⁹ / ₁₆
92K52	S	WATER METER (CHIEF 15)	92440	1½	11 ⁵ / ₃₂	13 ⁹ / ₁₆
92K13	W	WATER FORM (A.B.DICK 360)	92430	2	11½	13 ¹¹ / ₁₆
92K53	S	WATER METER (A.B.DICK 360)	92420	1½	11 ²¹ / ₃₂	13 ¹¹ / ₁₆
92K14	W	WATER FORM (HAMADA 600)	92510	2	12 ⁹ / ₁₆	15½
92K19	W	WATER FORM (HAMADA 665)	92144	2	11 ¹³ / ₁₆	14 ¹ / ₃₂
92K59	S	WATER METER (HAMADA 665)	92145	1½	12 ⁵ / ₁₆	13 ⁵ / ₈
92K15	W	WATER FORM (RYOBI 3200MCD 3302)	91900	2	13 ⁵ / ₁₆	16 ³ / ₁₆
92K55	S	WATER METER (RYOBI 3200MCD 3302)	94240	1½	13 ²³ / ₃₂	15 ²⁵ / ₃₂
92K16	W	WATER FORM (HEIDEL. GTO 52)	94810	2¼	20 ¹⁵ / ₃₂	23 ²⁷ / ₃₂
92K56	S	WATER METER (HEIDEL. GTO 52)	98870	2	21	22 ¹⁹ / ₃₂
92K17	W	WATER FORM (RYOBI 3200)	92550	2	12 ¹¹ / ₃₂	15 ²⁷ / ₃₂
92K57	S	WATER METER (RYOBI 3200)	92540	1½	12 ⁷ / ₈	14 ²⁹ / ₃₂
92K18	W	WATER FORM (RYOBI 2700, 2800)	92530	2	11½	15
92K58	S	WATER METER RYOBI 2700, 2800	92520	1½	12	14 ¹ / ₃₂

KOMPAC WATER BOTTLE

92K49	—	WATER BOTTLE (plastic, quart size with cap & valve)		—	—	—
-------	---	---	--	---	---	---

DAHLGREN MOTORMAX ROLLERS for:
(A.B. DICK 360 & 9800 series) & (RYOBI 2800 & 3200)



Syn-Tac Cat. No.	Key	Description	Mfg. Part No.	Roll Dia.	Roll Face Lgth.	Overall Shaft Lgth.
A.B. DICK DAMPENING UNIT ROLLERS						
36042D*	W	WATER FORM	600-80-101	2 ¹¹ / ₁₆	11 ⁹ / ₃₂	14 ¹ / ₁₆
36057D*	R	WATER METERING	60-100-105	2 ³ / ₃₂	12½	13 ⁷ / ₈
37542D*	W	WATER FORM	600-80-102	2 ¹¹ / ₁₆	13½	16 ¹ / ₁₆
37557D*	R	WATER METERING	60-100-106	2 ³ / ₃₂	14½	15 ⁷ / ₈
RYOBI DAMPENING UNIT ROLLERS						
28042D*	W	WATER FORM	600-80-100	2 ¹¹ / ₁₆	11 ¹⁵ / ₃₂	15 ⁵ / ₃₂
28057D*	R	WATER METERING	60-100-104	2 ³ / ₃₂	13	15 ¹ / ₃₂
32R42D*	W	WATER FORM	600-80-103	2 ¹¹ / ₁₆	12 ⁹ / ₁₆	17 ⁵ / ₃₂
32R57D*	R	WATER METERING	60-100-103	2 ³ / ₃₂	14	17 ¹ / ₃₂

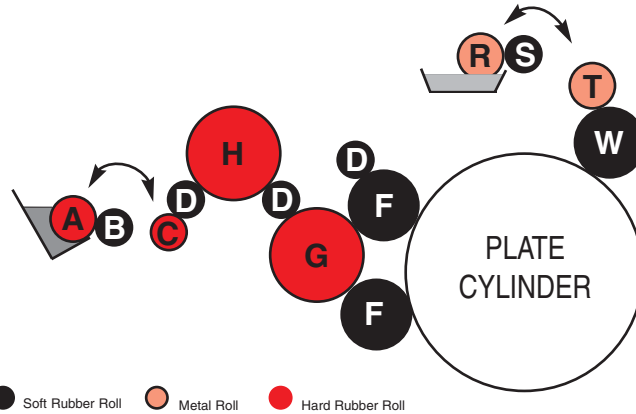
* Bearings are *NOT* included.

See Dahlgren Diamond section of catalog page 83 for additional rollers and parts.

MULTILITH MODELS 1250,
(296, 1200, 1260, 1275 & 2550)
 maximum image width of 10 inches

MULTILITH 1250-W & 1250-LW (Old Style)
(2552-W, 2560-W, & 1274-W)
 maximum image width of 10³/₈ to 10³/₄ inches

Water bottle holder is in fountain tray, not on side of press with hose connection.



● Soft Rubber Roll ● Metal Roll ● Hard Rubber Roll

Syn-Tac Cat. No.	Key	Description	Mfg. Part No.	Roll Dia.	Roll Face Lgth.	Overall Shaft Lgth.
---------------------	-----	-------------	------------------	--------------	-----------------------	---------------------------

MULTILITH MODELS 1250
(296, 1200, 1260, 1275, & 2550)
 Maximum Image Width of 10 Inches

INK SYSTEM ROLLERS

12011	F	INK FORM	120-361-A1S	2 ¹ / ₈	10	11 ¹ / ₄
12020	D	INK DISTRIBUTOR (oversize)	—	1 ¹ / ₈	10	13 ⁹ / ₁₆
12021	D	INK DISTRIBUTOR (standard size)	—	1 ⁵ / ₁₆	10	13 ⁹ / ₁₆
12022	D	INK DISTRIBUTOR (small)	296-1648-AS	7 ⁷ / ₈	10	13 ⁹ / ₁₆
12023	D	INK DISTRIBUTOR (mammoth size for Dual-Flo)	—	1 ⁵ / ₃₂	10	13 ⁹ / ₁₆
12029—	C	INK DISTRIBUTOR (gear not included)	296-1645-A1	1 ⁵ / ₁₆	9 ³ / ₄	13 ¹ / ₄
12030*	B	INK DUCTOR (standard size)	296-1644-AS	1 ¹ / ₁₆	10	11 ¹ / ₄
12035	A	INK FOUNTAIN	120-3600-1A1	1 ¹ / ₄	10 ¹ / ₄	15 ¹⁵ / ₁₆
12080	D	DUAL-FLO INK ROLL SET	—	—	—	—
120820	H	TOP INK OSCILLATOR	120-2200-A	2 ⁵ / ₈	10 ¹ / ₂	13 ⁹ / ₁₆
120830	G	GEARED MAIN OSCILLATOR	296-1655-A1S	2 ¹ / ₄	10 ⁵ / ₁₆	15 ³ / ₄
120840	H	JUMBO INK OSCILLATOR	—	4	10 ¹ / ₂	13 ⁹ / ₁₆
120840-SA	H	JUMBO INK OSCILLATOR SHELL (converts standard top oscillator 120820 to jumbo ink roll)	—	4	10 ¹ / ₂	—
120860	D	INK RIDER OSCILLATOR	—	1 ⁵ / ₃₂	11 ¹ / ₂	13 ¹ / ₈

MOLLETON WATER SYSTEM ROLLERS

12040	W	WATER FORM	120-3654-A2S	1 ¹⁵ / ₁₆	10 ⁵ / ₈	11 ³ / ₃₂
12041	W	3M WATER FORM (3M sleeve #20511 <u>not</u> included)	—	2 ¹ / ₁₆	10 ³ / ₄	11 ³ / ₃₂
12050*	S	WATER DUCTOR	296-1712-AS	1 ⁵ / ₁₆	10 ¹ / ₄	11 ³ / ₄
120850	T	WATER OSCILLATOR (aluminum)	120-1500-A3	1 ¹ / ₂	11 ¹ / ₂	13 ¹ / ₈
12055-K	R	WATER FOUNTAIN ROLL (knurled)	296-1707	1 ³ / ₈	10 ³ / ₈	11
12055-S	R	WATER FOUNTAIN ROLL (smooth)	—	1 ³ / ₈	10 ³ / ₈	11

See page 53 for paper feeder and blanket cleaner rolls.

See page 72 for Townsend T-51 color head rolls.

*Bearings are **NOT** included.

— Gear **NOT** included.

Syn-Tac Cat. No.	Key	Description	Mfg. Part No.	Roll Dia.	Roll Face Lgth.	Overall Shaft Lgth.
BAREBACK WATER SYSTEM ROLLERS						
12042	W	WATER FORM (for new style shaft)	—	2 ¹ / ₈	10 ³ / ₄	11 ³ / ₃₂
12052*	S	WATER DUCTOR	—	1 ¹ / ₈	10 ⁵ / ₈	11 ³ / ₄
12055-S	R	WATER FOUNTAIN (smooth)	—	1 ³ / ₈	10 ³ / ₈	11
120855-R	T	WATER OSCILLATOR (hard rubber)	—	1 ¹ / ₂	11 ¹ / ₂	13 ¹ / ₈

MULTILITH 1250-W & 1250-LW (Old Style)
(2550-W, 2560-W, 1274-W & 2650-W)
 Maximum Image Width of 10³/₈ to 10³/₄ Inches
 Water bottle holder is in fountain tray, not on side of press with hose connection.

INK SYSTEM ROLLERS						
12110	F	INK FORM	120W-361-A1S	2 ¹ / ₈	10 ⁵ / ₈	11 ¹ / ₄
12120	D	INK DISTRIBUTOR (oversize)	—	1 ¹ / ₈	10 ⁵ / ₈	13 ⁹ / ₁₆
12121	D	INK DISTRIBUTOR (standard size)	—	1 ⁵ / ₁₆	10 ⁵ / ₈	13 ⁹ / ₁₆
12122	D	INK DISTRIBUTOR (small size)	296W-1648-AS	7/ ₈	10 ⁵ / ₈	13 ⁹ / ₁₆
12123	D	INK DISTRIBUTOR (mammoth size for Dual-Flo set)	—	1 ⁵ / ₃₂	10 ⁵ / ₈	13 ⁹ / ₁₆
12229—	C	INK DISTRIBUTOR (gear not included)	296W-1645-A1	1 ⁵ / ₁₆	10 ³ / ₄	13 ¹ / ₄
12130*	B	INK DUCTOR (standard size)	296W-1644-AS	1 ¹ / ₁₆	10 ¹ / ₈	11 ³ / ₄
12035	A	INK FOUNTAIN	120-3600-1A1	1 ¹ / ₄	10 ¹ / ₄	15 ¹⁵ / ₁₆
120860	D	INK RIDER OSCILLATOR	—	1 ⁵ / ₃₂	11 ¹ / ₂	13 ⁹ / ₁₆
122820	H	TOP INK OSCILLATOR	120W-2200-A	2 ⁵ / ₈	11 ¹ / ₂	13 ¹ / ₈
122830	G	GEARED MAIN OSCILLATOR	296W-1655-A1S	2 ¹ / ₄	10 ¹⁵ / ₁₆	15 ³ / ₄
122840	H	JUMBO INK OSCILLATOR	—	4	11 ¹ / ₂	13 ¹ / ₈
122840-SA	H	JUMBO INK OSCILLATOR SHELL (converts standard top oscillator to jumbo ink roll)	—	4	11 ¹ / ₂	—
12180	D	DUAL-FLO INK ROLL SET	—	—	—	—

MOLLETON WATER SYSTEM ROLLERS						
12140	W	WATER FORM	120W-3654-A2S	1 ¹⁵ / ₁₆	11	11 ³ / ₈
12241	W	3M WATER FORM (3M sleeve #20512 <u>not</u> included)	83-3-104417	2 ¹ / ₁₆	11 ³ / ₁₆	11 ³ / ₈
12150*	S	WATER DUCTOR	296W-1712-AS	1 ⁵ / ₁₆	10 ⁵ / ₈	11 ³ / ₄
120850	T	WATER OSCILLATOR (aluminum)	120-1500-A3	1 ¹ / ₂	11 ¹ / ₂	13 ¹ / ₈
12055-K	R	WATER FOUNTAIN (knurled)	296-1707	1 ³ / ₈	10 ³ / ₈	11

BAREBACK WATER SYSTEM ROLLERS						
12142	W	WATER FORM	—	2 ¹ / ₈	11 ³ / ₁₆	11 ³ / ₈
12152*	S	WATER DUCTOR	—	1 ¹ / ₈	10 ⁵ / ₈	11 ³ / ₄
120855-R	T	WATER OSCILLATOR (hard rubber)	—	1 ¹ / ₂	11 ¹ / ₂	13 ¹ / ₈
12055-S	R	WATER FOUNTAIN (smooth)	—	1 ³ / ₈	10 ³ / ₈	11

A **smooth** aluminum fountain roll will give better water control and will be easier to clean. If your smooth roll picks up ink, clean it with plate cleaner or straight etch. Wipe it dry, apply plate gum, and wipe it dry again. Since the fountain solution dissolves the thin film of gum, the fountain roll is now ready to use.

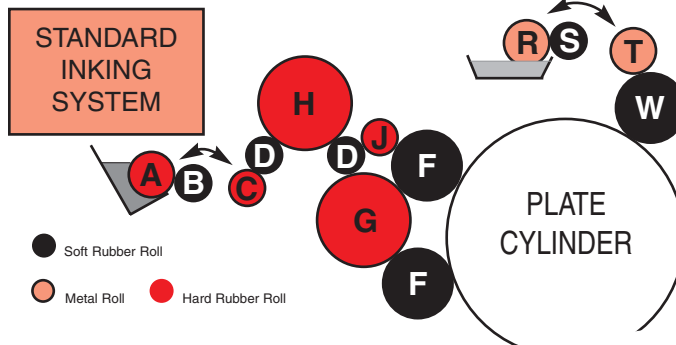
Never use any solvent to clean a 3M sleeve. If cleaning is necessary—though it's better to use a new sleeve—use only plain water or fountain solution.

See page 53 for paper feeder and blanket cleaner rolls.
 See page 72 for Townsend T-51 color head rolls.
 *Bearings are **NOT** included.
 — Gear **NOT** included.

MULTILITH 1250W, 1250-LW (New Style) (1275-W, 1260-W, 2650W & 2850-W) & 1250-N

maximum image width of 11 inches

Water bottle is mounted on side of press with hose connecting to fountain tray.



Syn-Tac Cat. No.	Key	Description	Mfg. Part No.	Roll Dia.	Roll Face Lgth.	Overall Shaft Lgth.
INK SYSTEM ROLLERS						
122-K	•	KIT (five soft rubber ink rolls)	—	—	—	—
•12210	F	INK FORM	120W-361-1A1S	2 ¹ / ₈	11	11 ¹ / ₄
12220	D	INK DISTRIBUTOR (oversize)	—	1 ¹ / ₈	11	13 ⁹ / ₁₆
12221	D	INK DISTRIBUTOR (standard size)	—	1 ⁵ / ₁₆	11	13 ⁹ / ₁₆
•12222	D	INK DISTRIBUTOR (small size)	296W-1648-1AS	7 ⁷ / ₈	11	13 ⁹ / ₁₆
12223	D	INK DISTRIBUTOR (mammoth size)	—	1 ⁵ / ₃₂	11	13 ⁹ / ₁₆
12224*	—	RIDER ROLL (1250-N Double Flow system only)	13-4-179258	1 ¹ / ₁₆	11 ¹ / ₈	13 ¹⁹ / ₃₂
12225	—	DISTRIBUTOR (1250-N Double Flow system only)	13-7-179255	1 ¹ / ₁₆	11 ¹ / ₈	13 ¹⁹ / ₃₂
12226*	—	INK DISTRIBUTOR (Q & A system only)	2650-10505-A	7 ⁷ / ₈	11	13 ⁹ / ₁₆
12228	J	TRANSFER ROLL (hard rubber)	120-2935-A1	1 ¹ / ₈	11	12 ¹⁵ / ₃₂
12229—	C	INK DISTRIBUTOR (gear not included)	296W-1645-A1	1 ⁵ / ₁₆	10 ³ / ₄	13 ¹ / ₄
•12230	B	INK DUCTOR (standard size)	11-9-350858	1 ¹ / ₁₆	10 ⁵ / ₈	11 ³ / ₄
12035	A	INK FOUNTAIN	120-3600-1A1	1 ¹ / ₄	10 ¹ / ₄	15 ¹⁵ / ₁₆
12280	D	DUAL-FLO INK ROLL SET	—	—	—	—
120860	J	INK RIDER OSCILLATOR	—	1 ⁵ / ₃₂	11 ¹ / ₂	13 ¹ / ₈
122820	H	TOP INK OSCILLATOR	120W-2200-A	2 ⁵ / ₈	11 ¹ / ₂	13 ¹ / ₈
122820- SA	H	TOP INK OSCILLATOR SHELL (for A-M mechanism only)	200W-650-A	2 ⁵ / ₈	10 ⁵ / ₈	—
122830	G	GEARED MAIN OSCILLATOR	120W-3609-AS	2 ¹ / ₄	10 ¹⁵ / ₁₆	15 ³ / ₄
122840	H	JUMBO INK OSCILLATOR	—	4	11 ¹ / ₂	13 ¹ / ₈
122840- SA	H	JUMBO INK OSCILLATOR SHELL (converts standard top oscillator 122820 to jumbo ink roll)	—	4	11 ¹ / ₂	—
MOLLETON WATER SYSTEM ROLLERS						
12240	W	WATER FORM	120W-3654-A2S	1 ¹⁵ / ₁₆	11 ¹ / ₈	11 ³ / ₈
12241	W	3M WATER FORM (3M sleeve #20512 <u>not</u> included)	83-3-104417	2 ¹ / ₁₆	11 ³ / ₁₆	11 ³ / ₈
12244	W	WATER FORM (hyton sleeve <u>not</u> included)	—	1 ¹⁵ / ₁₆	11 ³ / ₁₆	11 ³ / ₈
12245	W	WATER FORM (shrink on)	83-8-105203	2	11 ³ / ₁₆	11 ³ / ₈
12250	S	WATER DUCTOR	11-8-350859	1 ⁵ / ₁₆	11	12 ¹ / ₈
12253	S	SPONGE WATER DUCTOR	13-0-188840	1 ³ / ₁₆	11	12 ¹ / ₈
12254	S	WATER DUCTOR	—	1	11	12 ¹ / ₈
12256*	S	WATER DUCTOR	13-4-185115	3 ¹ / ₃₂	11 ¹ / ₄	12 ³ / ₈
12255-K	R	WATER FOUNTAIN (knurled)	120-3689	1 ³ / ₈	11 ¹ / ₈	11 ¹ / ₈
120850	T	WATER OSCILLATOR (aluminum)	120-1500-A3	1 ¹ / ₂	11 ¹ / ₂	13 ¹ / ₈

• The ink train soft rubber roller kit includes these rolls.
See page 73 for Townsend T-51 color head rolls.
* Bearings are **NOT** included.
— Gear **NOT** included.

Syn-Tac Cat. No.	Key	Description	Mfg. Part No.	Roll Dia.	Roll Face Lgth.	Overall Shaft Lgth.
BAREBACK WATER SYSTEM ROLLERS						
12242	W	WATER FORM	—	2 ¹ / ₈	11 ³ / ₁₆	11 ³ / ₈
12252	S	WATER DUCTOR	—	1 ¹ / ₈	11	12 ¹ / ₈
120855-R	T	WATER OSCILLATOR (hard rubber)	—	1 ¹ / ₂	11 ¹ / ₂	13 ¹ / ₈
12255-S	R	WATER FOUNTAIN (smooth)	13-3-166017	1 ³ / ₈	11 ¹ / ₄	11 ¹ / ₄

*Bearings are NOT Included. See page 73 for Townsend T-51 color head rolls.

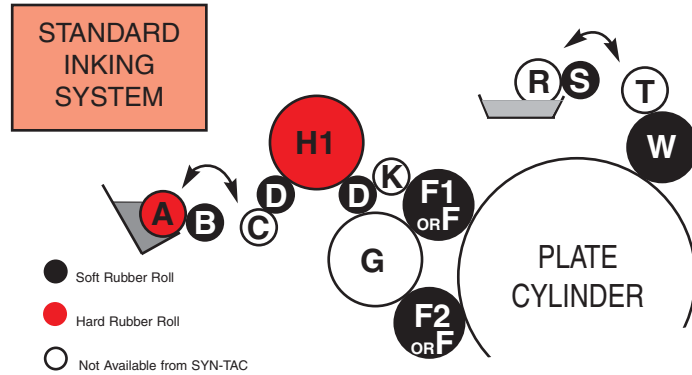
**BLANKET CLEANER ROLLS—LOWER PAPER FEED
ROLLS—PULLOUT ROLLS—BOTTLES**

Syn-Tac Cat. No.	Description	Mfg. Part No.	Roll Dia.	Roll Face Lgth.	Overall Shaft Lgth.	NS		
						1250	OS 1250-W LW	1250- LW N(DF)
12218	BLANKET CLEANER (old style / oscillating)	120W-730-A3S	1 ⁵ / ₁₆	11 ³ / ₁₆	11 ¹⁷ / ₃₂	—	X	X
12219	BLANKET CLEANER (new style / non-oscillating)	11-7-351676	1 ⁵ / ₁₆	11 ³ / ₁₆	11 ³ / ₁₆	X	X	X
12060	LOWER PAPER FEED (one feeler finger)	296-1301-A1	1 ⁵ / ₃₂	8 ³ / ₃₂	11 ⁷ / ₈	X	X	X
12061	LOWER PAPER FEED (three feeler fingers)	—	1 ⁵ / ₃₂	8 ³ / ₃₂	11 ⁷ / ₈	X	X	X
12062	LOWER PAPER FEED (four feeler fingers)	1260-3300-A1	1 ⁵ / ₃₂	8 ³ / ₃₂	11 ⁷ / ₈	X	X	X
12063	LOWER PAPER FEED (for use only on second head of tandem machines / one feeler finger)	13-1-144958	1 ⁵ / ₃₂	10 ¹¹ / ₁₆	12 ¹ / ₈	X	X	X
12069	PAPER FEEDER PULLOUT	192-6042-A1	1 ¹ / ₂	7 ⁷ / ₈	7 ⁷ / ₈	X	X	X
12260	LOWER PAPER FEED (recessed gear / one feeler finger)	—	1 ⁵ / ₃₂	8 ³ / ₃₂	11 ⁷ / ₈	—	—	X
12261	LOWER PAPER FEED (recessed gear / three feeler fingers)	—	1 ⁵ / ₃₂	8 ³ / ₃₂	11 ⁷ / ₈	—	—	X
12262	LOWER PAPER FEED (recessed gear / four feeler fingers)	279-3701-A	1 ⁵ / ₃₂	8 ³ / ₃₂	11 ⁷ / ₈	—	—	X
12264	LOWER PAPER FEED (model 2975 / first head / recessed gear / one feeler finger)	1275-1311-A1	1 ⁵ / ₃₂	10 ¹ / ₂	12 ¹ / ₈	—	—	X
12265	LOWER PAPER FEED (recessed gear / four feeler fingers)	13-1-179921	1 ⁵ / ₃₂	10 ¹ / ₂	12 ¹ / ₈	—	—	X
12049*	WATER FOUNTAIN BOTTLE (old style / plastic / one-quart size / with cap & valve)	—	—	—	—	X	X	—
12249**	WATER FOUNTAIN BOTTLE (new style / plastic / one-quart size / with cap & valve)	—	—	—	—	—	X & Models 1850 & 1860	X
13060	LOWER PAPER FEED (for presses using latching fingers)	13-3-190421	1 ⁵ / ₃₂	12 ¹ / ₂	14 ⁹ / ₁₆	—	Models 1330, 1360, 1360GPC, 1650, 1650XE, 1650MC	—
13061	LOWER PAPER FEED (for presses using cam fingers)	13-8-208616	1 ⁵ / ₃₂	12 ¹ / ₂	14 ⁹ / ₁₆	—	Models 1330, 1360, 1360GPC, 1650, 1650XE, 1650MC	—
18060	LOWER PAPER FEED	185-33-A1	1 ⁵ / ₃₂	15 ⁷ / ₈	22 ¹ / ₈	—	Models 1850 1860, 1870 & 1960	—

*Old Style 1250 models have the water bottle #12049 attached to the fountain tray.

**New Style 1250-W uses bottle #12249, which is mounted on the side of the press with a rubber hose connecting it to the fountain tray.

MULTILITH MODELS 1330, 1360, 1650 1650-XE & 1450



Syn-Tac Cat. No.	Multi.			Description	Mfg. Part No.	Roll Dia.	Roll Face Lgth.	Overall Shaft Lgth.
	Std. 1330	Cust. 1360	1650 XE					

INK SYSTEM ROLLERS

13011	F1	F1	F1	INK FORM (upper)	13-4-187806	2 ¹ / ₁₆	12 ⁵ / ₈	13 ¹ / ₄
13012	F2	F2	F2	INK FORM (lower)	13-5-187805	2 ¹ / ₈	12 ⁵ / ₈	13 ¹ / ₄
13013	—	—	F3	INK FORM (third - for 1360 only)	13-8-188271	2 ¹ / ₄	12 ⁵ / ₈	13 ¹ / ₄
13014	F	—	F	INK FORM (for 1650 & 1650XE only)	13-3-193409	2 ¹ / ₈	13	13 ¹ / ₄
13015	—	—	F3	INK FORM (gear driven)	83-0-105623	2 ¹ / ₈	13	13 ²⁹ / ₃₂
13021	D	D	D	INK DISTRIBUTOR	13-8-187810	1 ¹ / ₃₂	12 ¹¹ / ₁₆	16
13031	B	B	B	INK DUCTOR	13-2-187808	1 ¹ / ₁₆	12 ²¹ / ₃₂	13 ³ / ₄
13035	A	A	A	INK FOUNTAIN	13-4-186337	1 ¹ / ₄	12 ²¹ / ₃₂	18 ¹¹ / ₃₂
13036	A	A	A	INK FOUNTAIN (1650's)	13-6-195898	1 ³ / ₄	12 ²¹ / ₃₂	18 ¹ / ₁₆
130820-A	H1	H1	H1	TOP INK OSCILLATOR (mounting post #13-9-179220 not included)	13-5-186435	2 ⁹ / ₃₂	12 ⁵ / ₈	15 ¹⁵ / ₁₆
130820-B	—	H2	H2	TOP INK OSCILLATOR (mounting post #13-8-181797 not included)	13-0-186414	2 ⁹ / ₃₂	12 ⁵ / ₈	15 ¹⁵ / ₁₆

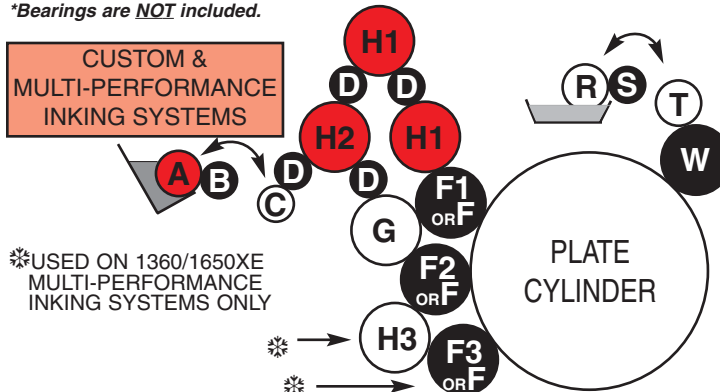
MOLLETON WATER SYSTEM ROLLERS

13040	W	W	W	WATER FORM	13-6-187804	1 ²⁹ / ₃₂	13 ⁹ / ₃₂	13 ²⁹ / ₃₂
13041	W	W	W	3M WATER FORM (3M sleeve #20514 not included)	13-7-187803	2 ¹ / ₁₆	13 ⁹ / ₃₂	13 ²⁹ / ₃₂
13045	W	W	W	WATER FORM (shrink on)	83-8-105195	2	13 ⁹ / ₃₂	13 ²⁹ / ₃₂
13050	S	S	S	WATER DUCTOR	13-1-187809	3 ¹ / ₃₂	13 ³ / ₈	14 ¹ / ₂
13053	S	S	S	SPONGE WATER DUCTOR	13-6-194974	1 ⁷ / ₃₂	13 ¹³ / ₃₂	14 ¹ / ₂

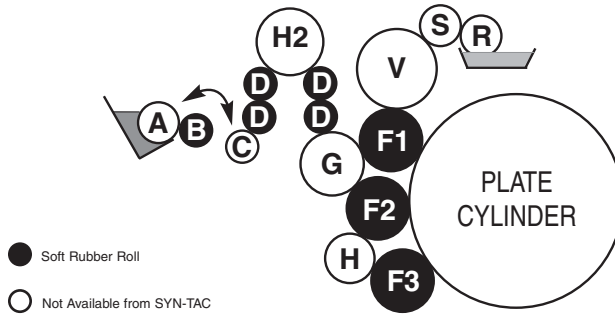
BAREBACK WATER SYSTEM ROLLERS

13042	W	W	W	WATER FORM	—	2 ¹ / ₈	13 ¹ / ₁₆	13 ²⁹ / ₃₂
13052	S	S	S	WATER DUCTOR	—	1 ⁵ / ₃₂	13 ³ / ₈	14 ¹ / ₂
130855-R	T	T	T	WATER OSCILLATOR (hard rubber)	—	1 ¹ / ₂	13 ⁵ / ₈	15 ¹³ / ₁₆

See page 73 for Townsend T-51 color head rolls.
*Bearings are **NOT** included.

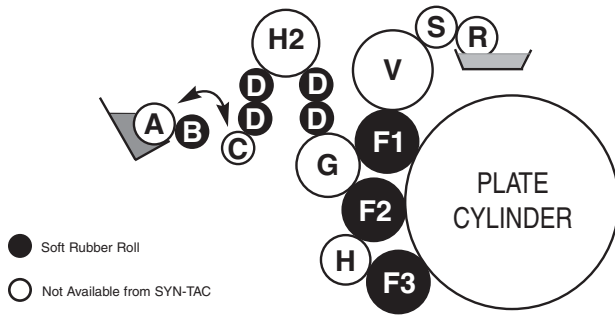


MULTILITH 1360GPC & 1650MC



Syn-Tac Cat. No.	Key	Description	Mfg. Part No.	Roll Dia.	Roll Face Lgth.	Overall Shaft Lgth.
MULTILITH 1360GPC						
INK SYSTEM ROLLERS						
13016	F1	INK FORM (first)	13-4-193408	2 ¹ / ₁₆	13	13 ¹ / ₄
13014	F2	INK FORM (second)	13-3-193409	2 ¹ / ₈	13	13 ¹ / ₄
13017	F3	INK FORM (third)	13-0-193410	2 ¹ / ₄	13	13 ¹ / ₄
13015	F3	INK FORM (third / gear driven)	83-0-105623	2 ¹ / ₈	13	13 ²⁹ / ₃₂
13022	D	INK DISTRIBUTOR	13-6-193414	1 ¹ / ₃₂	12 ¹¹ / ₁₆	16
13031	B	INK DUCTOR	13-2-187808	1 ¹ / ₁₆	12 ²¹ / ₃₂	13 ³ / ₄
MULTILITH 1650MC						
INK SYSTEM ROLLERS						
13014	F1	INK FORM (first)	13-3-193409	2 ¹ / ₈	13	13 ¹ / ₄
13014	F2	INK FORM (second)	13-3-193409	2 ¹ / ₈	13	13 ¹ / ₄
13014	F3	INK FORM (third)	13-3-193409	2 ¹ / ₈	13	13 ¹ / ₄
13015	F3	INK FORM (third / gear driven)	83-0-105623	2 ¹ / ₈	13	13 ²⁹ / ₃₂
13022	D	INK DISTRIBUTOR	13-6-193414	1 ¹ / ₃₂	12 ¹¹ / ₁₆	16
13031	B	INK DUCTOR	13-2-187808	1 ¹ / ₁₆	12 ²¹ / ₃₂	13 ³ / ₄

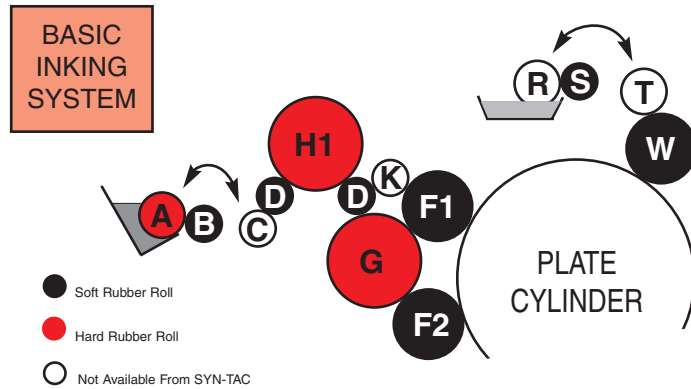
MULTILITH 1960MC & 1860GPC



Syn-Tac Cat. No.	Key	Description	Mfg. Part No.	Roll Dia.	Roll Face Lgth.	Overall Shaft Lgth.
MULTILITH 1960MC & 1860GPC						
INK SYSTEM ROLLERS						
18014	F1	INK FORM (first)	13-5-193415	2 ¹ / ₁₆	18 ³ / ₈	21 ¹ / ₄
18015	F2	INK FORM (second)	13-4-193416	2 ¹ / ₈	18 ¹ / ₄	21 ¹ / ₄
18016	F3	INK FORM (third)	13-3-193417	2 ¹ / ₄	18 ¹ / ₄	21 ¹ / ₄
18013	F3	INK FORM (third / gear driven)	13-3-197863	2 ¹ / ₈	18 ¹ / ₈	21 ⁵ / ₁₆
18021	D	INK DISTRIBUTOR	13-3-179523	1 ¹ / ₃₂	18 ¹ / ₂	23 ⁹ / ₁₆
18030*	B	INK DUCTOR	185-3633-AS	1 ¹ / ₁₆	18 ¹ / ₂	21

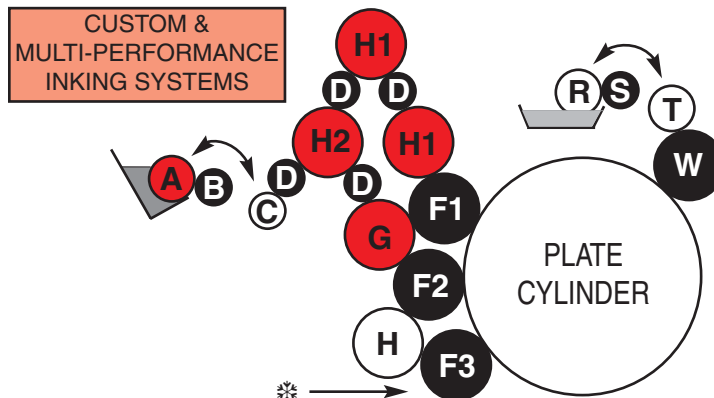
*Bearings are **NOT** included.

MULTILITH MODELS 1860 & 1960XE



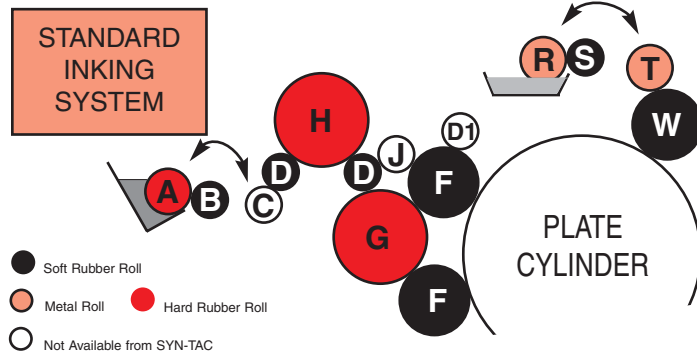
Syn-Tac Cat. No.	Basic	Cust.	Multi.	Description	Mfg. Part No.	Roll Dia.	Roll Face Lgth.	Overall Shaft Lgth.
INK SYSTEM ROLLERS								
18010	F2	F2	F2	INK FORM (lower)	185-3660-A1S	2 ¹ / ₈	18	21 ¹ / ₄
18011	F1	F1	F1	INK FORM (upper)	13-6-188661	2 ³ / ₃₂	17 ³ / ₄	21 ¹ / ₄
18012	—	—	F3	INK FORM (third)	13-3-188664	2 ⁹ / ₃₂	17 ³ / ₄	21 ¹ / ₄
18013	—	—	F3	INK FORM (third / gear driven)	13-3-197863	2 ¹ / ₈	18 ¹ / ₈	21 ⁵ / ₁₆
18021	D	D	D	INK DISTRIBUTOR	13-3-179523	1 ¹ / ₃₂	18 ¹ / ₂	23 ⁹ / ₁₆
18030	B	B	B	INK DUCTOR	185-3633-AS	1 ¹ / ₁₆	18 ¹ / ₂	21
18036	A	A	A	INK FOUNTAIN	13-9-189435	1 ³ / ₄	20 ¹ / ₄	25 ³¹ / ₃₂
180830	G	G	G	GEARED MAIN OSCILLATOR	185-3650-A1	2 ¹ / ₄	18 ³ / ₈	25 ³ / ₄
180820-B	H1	H1	H1	TOP INK OSCILLATOR (mounting post #13-9-179220 not included)	13-9-179162	2 ⁹ / ₃₂	18 ³ / ₈	23 ¹⁷ / ₃₂
180820-C	—	H2	H2	TOP INK OSCILLATOR (mounting post #13-8-181797 not included)	13-7-179347	2 ⁹ / ₃₂	18 ³ / ₈	23 ¹⁷ / ₃₂
MOLLETON WATER SYSTEM ROLLERS								
18040	W	W	W	WATER FORM	185-3725-A1S	1 ¹⁵ / ₁₆	18 ¹ / ₂	21 ⁵ / ₁₆
18041	W	W	W	3M WATER FORM (3M sleeve #20519 not included)	83-2-104418	2 ¹ / ₁₆	18 ¹ / ₂	21 ⁵ / ₁₆
18045	W	W	W	WATER FORM	83-4-105207	2	18 ¹ / ₂	21 ⁵ / ₁₆
18051	S	S	S	WATER DUCTOR	13-7-179370	3 ¹ / ₃₂	19 ¹ / ₈	21 ¹ / ₄
18053	S	S	S	SPONGE WATER DUCTOR	13-0-195373	1 ⁵ / ₃₂	19 ¹ / ₈	21 ¹ / ₄

See page 53 for listing of paper feeder rolls.



*FOR MULTI-PERFORMANCE INKING SYSTEMS ONLY

MULTILITH 1850 & 1st HEAD of 1870 & 1870N EQUIPPED WITH DOUBLE FLOW INKING SYSTEM

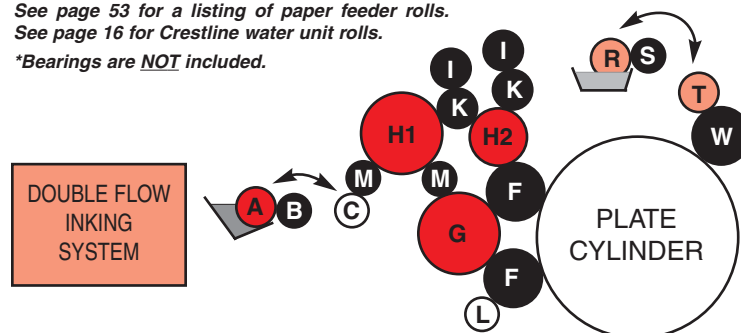


Syn-Tac Cat. No.	Std.	D.F.	Description	Mfg. Part No.	Roll Dia.	Face Lgth.	Overall Shaft Lgth.
INK SYSTEM ROLLERS							
18010	F	F	INK FORM	185-3660-A1S	2 ¹ / ₈	18	21 ¹ / ₄
18020	D	—	INK DISTRIBUTOR (standard size)	185-3640-AS	1 ³ / ₁₆	18 ¹ / ₂	23 ⁹ / ₁₆
18021	—	M	INK DISTRIBUTOR	13-3-179523	1 ¹ / ₃₂	18 ¹ / ₂	23 ⁹ / ₁₆
18022*	—	I	INK RIDER (top)	13-9-181267	1 ¹ / ₃₂	18 ¹ / ₂	23 ⁹ / ₁₆
18024*	—	K	INK RIDER	13-2-179524	1 ¹ / ₃₂	18 ¹ / ₂	23 ⁹ / ₁₆
18030	B	B	INK DUCTOR	185-3633-AS	1 ¹ / ₁₆	18 ¹ / ₂	21
18035	A	A	INK FOUNTAIN	185-3601-A1	1 ¹ / ₄	20 ¹ / ₄	25 ¹⁵ / ₁₆
180820	H	—	TOP INK OSCILLATOR	185-3645-A	2 ⁵ / ₈	18 ¹ / ₂	21 ⁷ / ₁₆
180820-B	—	H1	TOP INK OSCILLATOR (mounting post #13-8-181797 <i>not</i> included)	13-9-179162	2 ⁹ / ₃₂	18 ³ / ₈	23 ¹ / ₂
180820-C	—	H2	TOP INK OSCILLATOR (mounting post #13-9-179220 <i>not</i> included)	13-7-179347	2 ⁹ / ₃₂	18 ³ / ₈	23 ¹ / ₂
180830	G	G	GEARED MAIN OSCILLATOR	185-3650-A1	2 ¹ / ₄	18 ³ / ₈	25 ³ / ₄
180840	H	—	JUMBO INK OSCILLATOR		4	18 ¹ / ₂	23 ⁹ / ₁₆

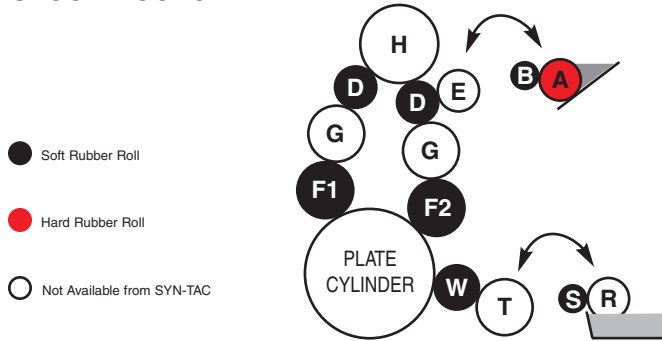
MOLLETON WATER SYSTEM ROLLERS							
18040	W	W	WATER FORM	185-3725-A1S	1 ¹⁵ / ₁₆	18 ¹ / ₂	21 ⁵ / ₁₆
18041	W	W	3M WATER FORM (3M sleeve #20519 <i>not</i> included)	83-2-104418	2 ¹ / ₁₆	18 ¹ / ₂	21 ⁵ / ₁₆
18045	W	W	WATER FORM (shrink-on)	83-4-105207	2	18 ¹ / ₂	21 ⁵ / ₁₆
18051	S	S	WATER DUCTOR	13-7-179370	3 ¹ / ₃₂	19 ¹ / ₈	21 ¹ / ₄
18053	S	S	SPONGE WATER DUCTOR	13-0-195373	1 ⁵ / ₃₂	19 ¹ / ₈	21 ¹ / ₄
180850	T	T	WATER OSCILLATOR (alum.)	185-3722-A	1 ¹ / ₂	19 ⁵ / ₈	23 ⁹ / ₁₆
18055-K	R	R	WATER FOUNTAIN (knurled)	185-3708	1 ³ / ₈	18 ⁵ / ₈	21

BAREBACK WATER SYSTEM ROLLERS							
18042	W	W	WATER FORM	—	2 ¹ / ₈	18 ¹ / ₂	21 ⁵ / ₁₆
18052	S	S	WATER DUCTOR	—	1 ¹ / ₈	18 ¹ / ₂	21 ¹ / ₄
180855-R	T	T	WATER OSCILLATOR (hard rubber)	—	1 ⁹ / ₁₆	19 ⁵ / ₈	23 ⁹ / ₁₆
18055-S	R	R	WATER FOUNTAIN ROLL (smooth)	13-9-193791	1 ³ / ₈	18 ⁵ / ₈	21

See page 53 for a listing of paper feeder rolls.
See page 16 for Crestline water unit rolls.
*Bearings are **NOT** included.



**MULTILITH 1820, 1862, 1870 & 1962
SECOND COLOR HEAD**



Syn-Tac Cat. No.	Key	Description	Mfg. Part No.	Roll Dia.	Roll Face Lgth.	Overall Shaft Lgth.
---------------------	-----	-------------	------------------	--------------	-----------------------	---------------------------

MULTILITH MODEL 1820, 1862, 1870, & 1962 COLOR HEAD

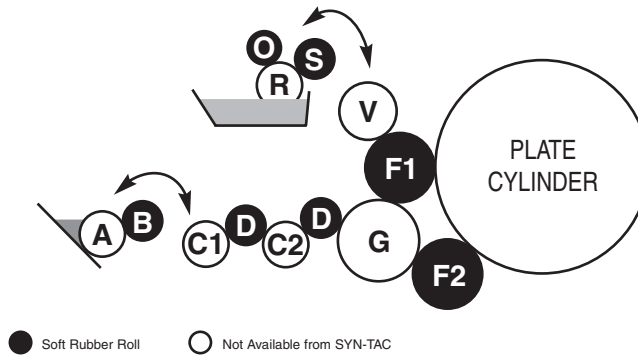
INK SYSTEM ROLLERS

18210*	F2	INK FORM (lower)	182-4081-A1S	2 ¹ / ₄	18	20 ⁵ / ₈
18211*	F1	INK FORM (upper)	182-4082-A1S	2 ³ / ₈	18	20 ⁵ / ₈
18220*	D	INK DISTRIBUTOR	182-4068-A1S	1 ¹ / ₄	18 ¹ / ₂	22 ¹ / ₂
18030*	B	INK DUCTOR	185-3633-AS	1 ¹ / ₁₆	18 ¹ / ₂	21
18235	A	INK FOUNTAIN	182-4052-A1	1 ³ / ₄	20 ¹ / ₄	31 ¹ / ₄

MOLLETON WATER SYSTEM ROLLERS

18240*	W	WATER FORM	182-208-A1S	1 ⁷ / ₈	18 ¹ / ₄	20 ⁵ / ₈
18241*	W	3M WATER FORM (3M sleeve #20519 <u>not</u> included)	83-1-104419	2 ¹ / ₁₆	18 ¹ / ₄	20 ⁵ / ₈
18050*	S	WATER DUCTOR	13-0-179500	2 ⁹ / ₃₂	19 ¹ / ₈	21 ¹ / ₄

MULTILITH MODEL 1218 & TOKO MODEL 1800



Syn-Tac Cat. No.	Key	Description	Mfg. Part No.	Roll Dia.	Roll Face Lgth.	Overall Shaft Lgth.
---------------------	-----	-------------	------------------	--------------	-----------------------	---------------------------

MULTILITH MODEL 1218 & TOKO MODEL 1800

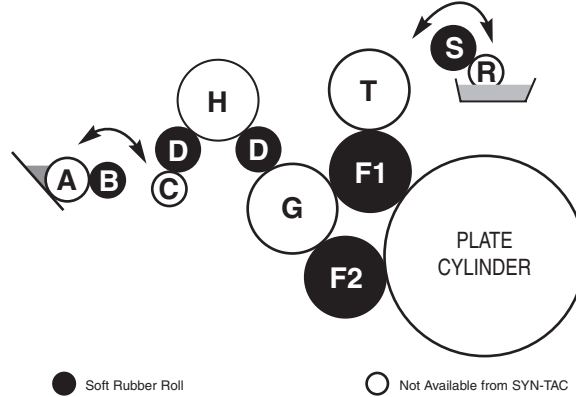
INK SYSTEM ROLLERS

47T10	F1	INK FORM	13-7-194536	2 ¹ / ₈	12 ¹ / ₈	15 ¹⁹ / ₃₂
47T11	F2	INK FORM	13-0-194541	2 ¹¹ / ₁₆	12 ¹ / ₈	15 ¹⁹ / ₃₂
47T25	D	INK IDLER	13-1-194532	1 ³ / ₈	11 ³ / ₄	13 ²⁵ / ₃₂
47T34*	B	INK DUCTOR	13-0-194533	1 ³ / ₁₆	11 ¹ / ₄	14 ¹ / ₈

WATER SYSTEM ROLLERS

47T54*	S	WATER DUCTOR	CS-248	1 ¹⁵ / ₃₂	12 ¹ / ₄	17 ⁹ / ₃₂
47T54-L*	S	WATER DUCTOR (1218 only)	CS-248	1 ¹⁵ / ₃₂	12 ⁷ / ₁₆	17 ⁹ / ₃₂
47T57*	O	WATER METERING	DS-334	1 ³ / ₁₆	12 ¹ / ₄	14 ³ / ₁₆

RYOBI MODEL 2700 — ITEK MODEL 950



● Soft Rubber Roll

○ Not Available from SYN-TAC

Syn-Tac Cat. No.	Key	Description	Mfg. Part No.	Roll Dia.	Roll Face Lgth.	Overall Shaft Lgth.
------------------	-----	-------------	---------------	-----------	-----------------	---------------------

RYOBI MODEL 2700 — ITEK MODEL 950

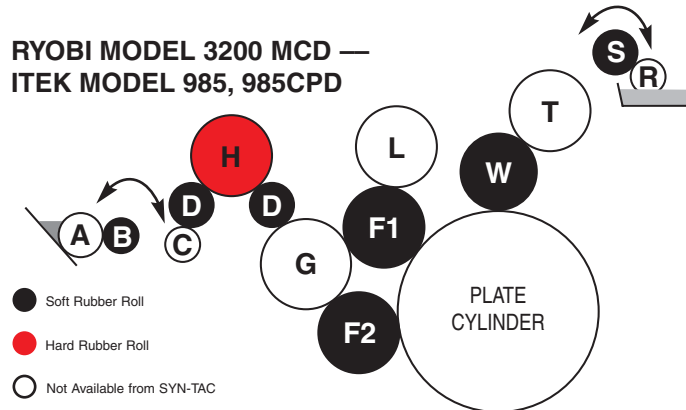
INK SYSTEM ROLLERS

27010	F1	INK FORM (small)	5270-51-700Z-2	27/32	10 ²³ /32	14 ¹⁹ /32
27011	F2	INK FORM (large)	5270-51-810Z-2	2 ⁹ /16	10 ²³ /32	14 ¹⁹ /32
27020	D	INK DISTRIBUTOR (large)	5270-51-510-2	1 ¹ / ₄	10 ⁵ /8	14 ⁵ /8
27021	D	INK DISTRIBUTOR (small)	—	1 ¹ /8	10 ⁵ /8	14 ⁵ /8
27030	B	INK DUCTOR (old style)	5270-51-140-3	17/32	10 ⁵ /8	12 ¹ /16

WATER SYSTEM ROLLERS

27050	S	AQUA DUCTOR	5270-53-160-4	1 ³ /8	11 ³ /4	13 ⁹ /32
-------	---	-------------	---------------	-------------------	--------------------	---------------------

RYOBI MODEL 3200 MCD — ITEK MODEL 985, 985CPD



● Soft Rubber Roll

● Hard Rubber Roll

○ Not Available from SYN-TAC

RYOBI MODEL 3200 MCD — ITEK MODEL 985

INK SYSTEM ROLLERS

321-K	•	KIT (five soft rubber rollers)				
•32R13	F1	INK FORM (small)	5322-51-700-Z	27/32	13 ³ /16	16 ¹⁷ /32
•32R14	F2	INK FORM (large)	5322-51-810-Z	2 ⁹ /16	13 ³ /16	16 ¹⁷ /32
•32R23	D	INK DISTRIBUTOR	5322-51-510	1 ¹¹ /32	13 ⁷ /32	16 ⁹ /16
32R32	B	INK DUCTOR (old style)	5322-51-140	17/32	13 ³ /32	14 ¹ / ₂
•32R34	B	INK DUCTOR (new style)	5340-51-140-Z	1 ¹ / ₄	13 ¹ /8	—
32R61	—	UPPER FEED ROLLER	5310-36-330Z	1 ⁹ /32	9 ⁵ /16	14 ²⁵ /32
32R820-B	H	TOP INK OSCILLATOR	5322-51-600	2 ¹ / ₂	13 ¹¹ /16	16 ¹ / ₂

WATER SYSTEM ROLLERS

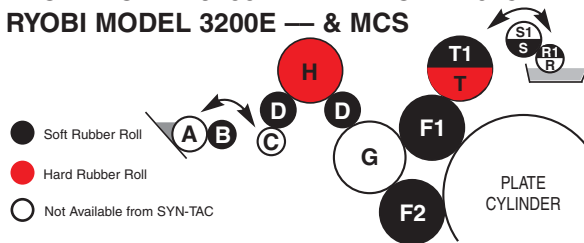
32R40	W	WATER FORM	5322-53-350Z-1	2	13 ²³ /32	16 ¹⁷ /32
32R41	W	3M WATER FORM (3M sleeve #21019 <u>not</u> included)	—	2 ¹ /8	13 ²⁷ /32	16 ¹⁷ /32
32R53	S	WATER DUCTOR	5322-53-160-1	1 ¹ /32	14 ⁵ /32	16 ³ /8
32R54-NS	S	WATER DUCTOR (new style)	5340-53-170Z-1	1 ¹ /32	13 ¹⁹ /32	15 ³ /8
32R49	—	WATER FOUNTAIN BOTTLE (plastic, quart size, with cap & valve)	—	—	—	—

• The ink train soft rubber kit includes these rollers.

See page 77 for Townsend T-51 color head rolls.

See page 14 for Crestline water unit rolls.

**RYOBI MODEL 2800 — ITEK MODEL 960
RYOBI MODEL 3200 — ITEK MODEL 975
RYOBI MODEL 3200E — & MCS**



Syn-Tac Cat. No.	Key	Description	Mfg. Part No.	Roll Dia.	Roll Face Lgth.	Overall Shaft Lgth.
---------------------	-----	-------------	------------------	--------------	-----------------------	---------------------------

RYOBI MODEL 2800 — ITEK MODEL 960

INK SYSTEM ROLLERS						
280-K	•	KIT (contains new style ductor)	—	—	—	—
281-K	•	KIT (contains old style ductor)	—	—	—	—
28010	F1	INK FORM (small)	5290-51-700Z-3	27/32	11 11/32	14 19/32
28011	F2	INK FORM (large)	5290-51-810Z-3	29/16	11 11/32	14 19/32
28020	D	INK DISTRIBUTOR (large)	5290-51-510-3	1 1/4	11 1/4	14 5/8
28021	D	INK DISTRIBUTOR (small)	—	1 1/8	11 1/4	14 5/8
28030	B	INK DUCTOR (old style)	5290-51-140-3	1 7/32	11 5/32	12 3/8
28031	B	INK DUCTOR (new style)	5290-51-140Z-4	1 7/32	11 5/32	—
28060	—	UPPER FEED ROLLER	5290-36-330Z-1	1 9/32	9 11/16	12 25/32
28080	—	SYN-TAC SUPER INKER (page 9)	—	—	—	—
280820	H	TOP INK OSCILLATOR	5300-51-600-1	2 1/2	11 11/16	14 1/2
280840	H	JUMBO INK OSCILLATOR	—	4	11 3/4	14 1/2

WATER SYSTEM ROLLERS						
28050	S	AQUA DUCTOR	5290-53-160-4	1 3/8	12 3/32	13 9/32
280850	T	WATER OSCILLATOR	5300-51-900-3	2 3/8	11 1/2	14 1/2

SUPER AQUAMAGIC WATER SYSTEM ROLLERS						
28055	R1	WATER FOUNTAIN	5290-53-350-1	1 7/16	11 13/16	17 23/32
28059	T1	WATER OSCILLATOR SHELL	5290-53-320-1	2 3/8	11 7/16	12 3/8

RYOBI MODEL 3200 — ITEK MODEL 975

INK SYSTEM ROLLERS						
320-K	•	KIT (five soft rubber rollers)	—	—	—	—
32R11	F1	INK FORM (small)	5310-51-700Z-1	27/32	12 7/32	16 17/32
32R12	F2	INK FORM (large)	5310-51-810Z-1	29/16	12 7/32	16 17/32
32R20	D	INK DISTRIBUTOR	5310-51-510-1	1 11/32	12 1/4	16 9/16
32R21	D	INK DISTRIBUTOR	—	1 5/32	12 1/4	16 9/16
32R31	B	INK DUCTOR (old style)	5310-51-140-1	1 7/32	12 1/8	13 1/2
32R33	B	INK DUCTOR (new style)	5330-51-140-Z	1 1/4	12 1/8	—
32R80	—	SYN-TAC SUPER INKER (PAGE 9)	—	—	—	—
32R61	—	UPPER FEED ROLLER	5310-36-330Z	1 9/32	9 5/16	14 25/32
32R820-A	H	TOP INK OSCILLATOR	5310-51-600-1	2 1/2	12 23/32	16 15/32
32R840	H	JUMBO INK OSCILLATOR (must be installed with extra brackets & distributors)	—	3 15/16	12 3/4	16 1/2

WATER SYSTEM ROLLERS						
32R51*	S	AQUA DUCTOR	5310-53-160-2	1 3/8	12 29/32	15 7/32
32R850	T	WATER OSCILLATOR	5310-51-900-1	2 1/2	12 9/16	16 5/8

SUPER AQUAMAGIC WATER SYSTEM ROLLERS						
32R55	R1	WATER FOUNTAIN	5320-53-350-1	1 7/16	13 7/32	19 7/8
32R59	T1	WATER OSCILLATOR SHELL	5320-53-320-1	2 1/2	12 1/2	12 19/32

RYOBI MODEL 3200E serial # 10143 & HIGHER & 3200 MCS

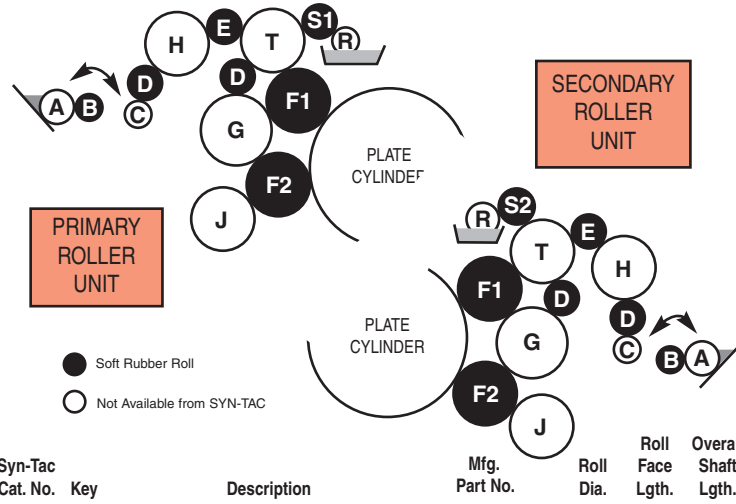
INK SYSTEM ROLLERS						
321-K	•	KIT (five soft rubber rollers)	—	—	—	—
32R13	F1	INK FORM (small)	5322-51-700-Z	27/32	13 3/16	16 17/32
32R14	F2	INK FORM (large)	5322-51-810-Z	29/16	13 3/16	16 17/32
32R23	D	INK DISTRIBUTOR	5322-51-510	1 11/32	13 7/32	16 9/16
32R34	B	INK DUCTOR (new style)	5340-51-140-Z	1 1/4	13 1/8	—
32R61	—	UPPER FEED ROLLER	5310-36-330Z	1 9/32	9 5/16	14 25/32

WATER SYSTEM ROLLERS						
32R51-NS*	S	AQUA DUCTOR	5310-53-460	1 3/8	13 15/16	15 7/32

SUPER AQUAMAGIC WATER SYSTEM ROLLERS						
32R58	T1	WATER OSCILLATOR SHELL	—	2 1/2	13 1/2	13 19/32

* Bearings are NOT included.. • The roller kit rollers.
See page 77 for Townsend T-51 color head rolls, and page 14 for Crestline unit rolls.

**RYOBI MODEL 3200 PFA — ITEK MODEL 975 PFA —
A.B. DICK 9975 PFA (Perfector Press)**



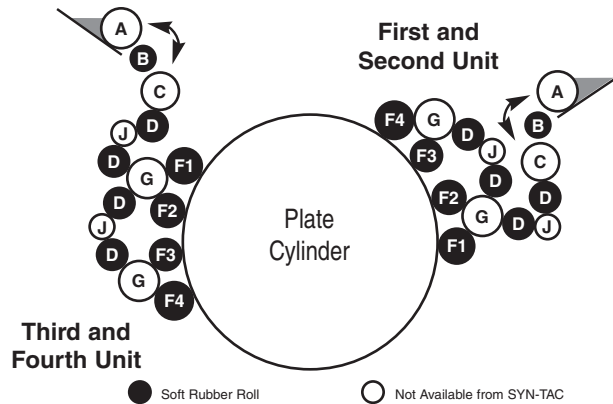
RYOBI 3200 PFA — ITEK 975 PFA — A.B.DICK 9975 PFA

Syn-Tac Cat. No.	Key	Description	Mfg. Part No.	Roll Dia.	Roll Face Lgth.	Overall Shaft Lgth.
32R11	F1	INK FORM (small)	5310-51-700Z-1	27/32	127/32	1617/32
32R12	F2	INK FORM (large)	5310-51-810Z-1	29/16	127/32	1617/32
32R20	D	INK DISTRIBUTOR	5310-51-510-1	111/32	121/4	169/16
32R25*	E	INK DISTRIBUTOR	5330-51-530-2	21/16	121/4	171/2
32R31	B	INK DUCTOR (old style)	5310-51-140-1	17/32	121/8	131/2
32R33	B	INK DUCTOR (new style)	5330-51-140Z	11/4	121/8	—
33R18	—	BLANKET WASH ROLL	5330-82-250Z	119/32	131/8	1311/32

WATER SYSTEM ROLLERS						
Syn-Tac Cat. No.	Key	Description	Mfg. Part No.	Roll Dia.	Roll Face Lgth.	Overall Shaft Lgth.
32R51*	S1	WATER DUCTOR (primary unit)	5310-53-160-2	13/8	1229/32	151/4
32R52*	S2	WATER DUCTOR (secondary unit)	5330-53-160-2	19/16	1229/32	151/4
32R49	—	WATER FOUNTAIN BOTTLE (plastic, quart size, with cap & valve)	—	—	—	—

* Bearings are NOT included.

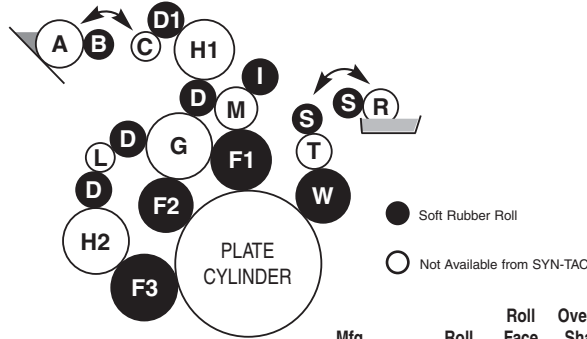
RYOBI MODEL 3404 DI KODAK MODEL EP5634 DI



RYOBI 3404 DI

INK SYSTEM ROLLERS						
Syn-Tac Cat. No.	Key	Description	Mfg. Part No.	Roll Dia.	Roll Face Lgth.	Overall Shaft Lgth.
34R-KDI	•	KIT (nine soft rubber rolls)	—	—	—	—
34R-KDIF	^	KIT (16 soft rubber Form rolls)	—	—	—	—
34R10	F1	1st INK FORM	5354-57-210-1	29/32	139/16	157/16
34R14*^	F1	1st INK FORM (with end adjustment)	5354-57-210-5	29/32	139/16	157/16
34R11	F2	2nd INK FORM	5354-57-220-1	21/32	139/16	157/16
34R15*^	F2	2nd INK FORM (with end adjustment)	5354-57-220-5	21/32	139/16	157/16
34R12	F3	3rd INK FORM	5354-57-230-1	115/16	139/16	157/16
34R16*^	F3	3rd INK FORM (with end adjustment)	5354-57-230-5	115/16	139/16	157/16
34R13	F4	4th INK FORM	5354-57-240-1	29/16	139/16	157/16
34R17*^	F4	4th INK FORM (with end adjustment)	5354-57-240-5	29/16	139/16	157/16
34R20	D	INK DISTRIBUTOR	5354-51-110-1	129/32	139/16	1529/32
34R30	B	INK DUCTOR	5354-52-110-1	119/32	139/16	1529/32

RYOBI MODEL 3302 — ITEK MODEL 3985 — A.B. DICK 9985



Syn-Tac Cat. No.	Key	Description	Mfg. Part No.	Roll Dia.	Roll Face Lgth.	Overall Shaft Lgth.
RYOBI 3302 3302M 3304H — ITEK 3985 — A.B. DICK 9985, 9995, 4995						

INK SYSTEM ROLLERS

32R-K	• +	KIT (nine soft rubber ink rolls)	—	—	—	—
32R-KOS	• -	KIT (nine ink & old style ductor)	—	—	—	—
32R13	F2	INK FORM (small)	5322-51-700Z	27/32	13 ³ / ₁₆	16 ¹⁷ / ₃₂
32R14	F3	INK FORM (large)	5322-51-810Z	2 ⁹ / ₁₆	13 ³ / ₁₆	16 ¹⁷ / ₃₂
32R15	F1	INK FORM (medium)	5340-51-700Z	27/16	13 ³ / ₁₆	16 ¹⁷ / ₃₂
32R24	D	INK DISTRIBUTOR	5340-51-550	1 ¹¹ / ₃₂	13 ⁷ / ₃₂	17 ³ / ₈
32R26	I	INK DISTRIBUTOR	5340-51-560	1 ³ / ₈	12 ⁷ / ₈	17 ³ / ₈
32R27	D1	INK DISTRIBUTOR	5340-51-570	1 ¹¹ / ₃₂	13 ⁷ / ₃₂	17 ³ / ₈
-32R32	B	INK DUCTOR (old style)	5322-51-140	1 ⁷ / ₃₂	13 ³ / ₃₂	14 ¹ / ₂
+32R34	B	INK DUCTOR (new style)	5340-51-140Z	1 ¹ / ₄	13 ¹ / ₈	—
32R60***	—	LOWER FEED ROLLER	5340-36-220-1	1 ¹ / ₈	7 ³¹ / ₃₂	17 ³ / ₃₂
32R69	—	PULL OUT WHEEL	5330-35-330Z	1 ²¹ / ₃₂	5 ¹ / ₁₆	3 ³ / ₈
33R17	—	WICK WASH ROLL	5310-82-323-2	1	14 ¹ / ₄	14 ³¹ / ₃₂
33R18	—	BLANKET WASH ROLL (3302)	5330-82-250Z	1 ¹⁹ / ₃₂	13 ¹ / ₈	13 ¹¹ / ₃₂
33R19	—	BLANKET WASH ROLL (3304)	5310-82-250Z	1 ¹⁹ / ₃₂	13 ¹⁵ / ₁₆	14 ³¹ / ₃₂

RYOBI 3302, 3302M — ITEK 3985 — A.B. DICK 9985

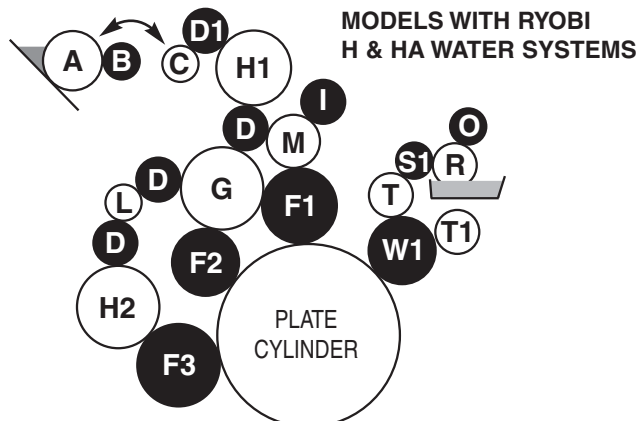
WATER SYSTEM ROLLERS

32R40	W	WATER FORM	5322-53-350Z-1	2	13 ²³ / ₃₂	16 ¹⁷ / ₃₂
32R41	W	3M WATER FORM (3M sleeve #21019 <u>not</u> included)	—	2 ¹ / ₈	13 ²⁷ / ₃₂	16 ¹⁷ / ₃₂
32R54-NS	S	WATER DUCTOR & DISTRIBUTOR (new style)	5340-53-170Z-1	1 ¹ / ₃₂	13 ¹⁹ / ₃₂	15 ³ / ₈
32R54-OS	S	WATER DUCTOR (old style)	5340-53-175	1 ¹ / ₃₂	14 ³ / ₁₆	15 ³ / ₈
32R49	—	WATER BOTTLE (one quart)	—	—	—	—

RYOBI 3302H,3304H & HA — ITEK 3995 — A.B. DICK 9995, 4995

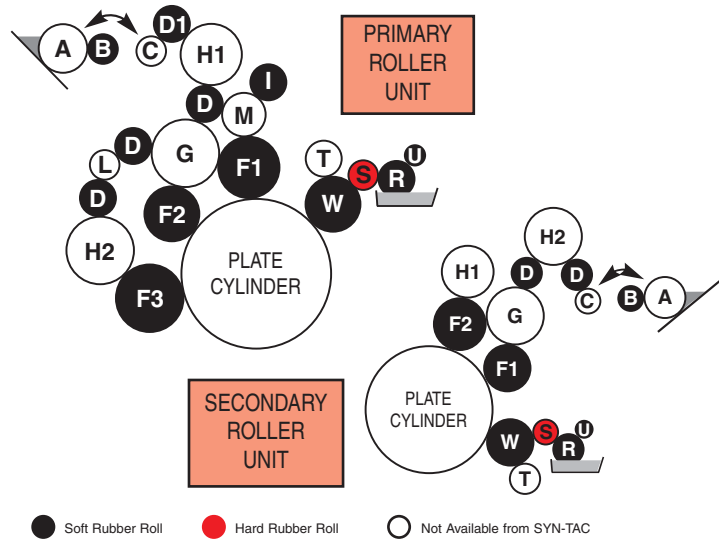
WATER SYSTEM ROLLERS

33R40	W1	WATER FORM	5344-53-530	2 ¹⁹ / ₃₂	13 ¹³ / ₃₂	16 ¹ / ₄
33R51P**	S1	METERING	5344-53-330	1 ¹³ / ₁₆	15 ¹⁹ / ₃₂	18 ¹¹ / ₃₂
33R53	O	SQUEEZE	5344-53-220	1 ¹³ / ₁₆	15 ¹³ / ₁₆	18 ¹¹ / ₃₂
32R49	—	WATER BOTTLE (one quart)	—	—	—	—



• - + The ink train soft rubber roller kit includes these rolls.
 * Bearings are NOT included.
 ** Gear is NOT included. *** Bearings and gear are NOT included.
 See page 13 or 14 for Crestline water unit rolls.

RYOBI MODEL 3300CR & A.B. DICK 9980



Syn-Tac Cat. No.	Key	Description	Mfg. Part No.	Roll Dia.	Roll Face Lgth.	Overall Shaft Lgth.
------------------	-----	-------------	---------------	-----------	-----------------	---------------------

RYOBI 3300CR & A.B. DICK 9980 PRIMARY ROLLER UNIT

PRIMARY ROLLER UNIT INK SYSTEM ROLLERS						
32R-K	•	KIT (nine soft rubber ink rolls)	—	—	—	—
•32R13	F2	INK FORM (small)	5322-51-700Z	27/32	13 ³ / ₁₆	16 ¹⁷ / ₃₂
•32R14	F3	INK FORM (large)	5322-51-810Z	2 ⁹ / ₁₆	13 ³ / ₁₆	16 ¹⁷ / ₃₂
•32R15	F1	INK FORM (medium)	5340-51-700Z	2 ⁷ / ₁₆	13 ³ / ₁₆	16 ¹⁷ / ₃₂
•32R24	D	INK DISTRIBUTOR	5340-51-550	1 ¹¹ / ₃₂	13 ⁷ / ₃₂	17 ³ / ₈
•32R26	I	INK DISTRIBUTOR	5340-51-560	1 ³ / ₈	12 ⁷ / ₈	17 ³ / ₈
•32R27	D1	INK DISTRIBUTOR	5340-51-570	1 ¹¹ / ₃₂	13 ⁷ / ₃₂	17 ³ / ₈
•32R34	B	INK DUCTOR (new style)	5340-51-140Z	1 ¹ / ₄	13 ¹ / ₈	—
32R60	—	LOWER FEED ROLLER	5340-36-220-1	1 ¹ / ₈	7 ³¹ / ₃₂	17 ³ / ₃₂

PRIMARY ROLLER UNIT WATER SYSTEM ROLLERS						
CL3343*	W	WATER FORM (soft)	5341-53-580-3	3	13 ¹ / ₄	17 ³ / ₃₂
CL3357*	R	PAN ROLL (soft)	5341-53-560-1	2	14 ¹ / ₁₆	17 ³ / ₃₂
CL3352	S	METERING (hard rubber)	5341-53-650-1	1 ³ / ₄	13 ³ / ₄	13 ³ / ₄
CL3359*	U	SQUEEZE (soft)	5332-53-850	1 ¹ / ₈	13 ²¹ / ₃₂	15 ³ / ₃₂

RYOBI 3300CR & A.B. DICK 9980 SECONDARY UNIT

SECONDARY ROLLER UNIT INK SYSTEM ROLLERS						
321-K	•	KIT (five soft rubber rollers)	—	—	—	—
•32R13	F1	INK FORM (small)	5322-51-700-Z	27/32	13 ³ / ₁₆	16 ¹⁷ / ₃₂
•32R14	F2	INK FORM (large)	5322-51-810-Z	2 ⁹ / ₁₆	13 ³ / ₁₆	16 ¹⁷ / ₃₂
•32R23	D	INK DISTRIBUTOR	5322-51-510	1 ¹¹ / ₃₂	13 ⁷ / ₃₂	16 ⁹ / ₁₆
•32R34	B	INK DUCTOR (new style)	5340-51-140-Z	1 ¹ / ₄	13 ¹ / ₈	—

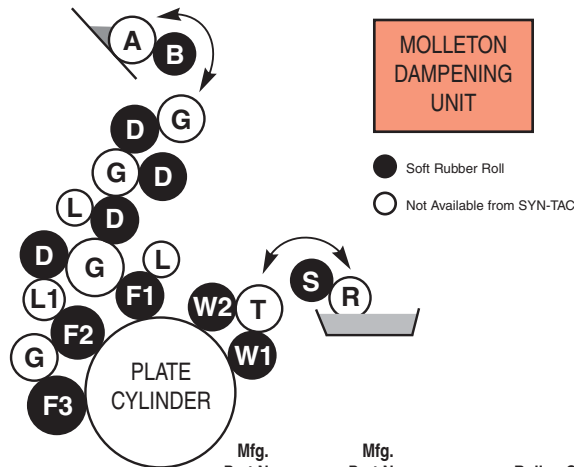
SECONDARY ROLLER UNIT WATER SYSTEM ROLLERS						
CL3344*	W	WATER FORM (soft)	5341-53-780-4	2 ⁷ / ₃₂	13 ¹ / ₄	17 ³ / ₃₂
CL3358*	R	PAN ROLL (soft)	5341-53-760-2	1 ³ / ₄	14 ³ / ₃₂	17 ³ / ₃₂
CL3352	S	METERING (hard rubber)	5341-53-650-1	1 ³ / ₄	13 ³ / ₄	13 ³ / ₄
CL3359*	U	SQUEEZE (soft)	5332-53-850	1 ¹ / ₈	13 ²¹ / ₃₂	15 ³ / ₃₂

Note: Old style ink ductors # 27030, 28030, 32R31, & 32R32 have end journals which are part of the roll and cannot be removed. As the roll spins in the press, the end journals spin with the roll.



Note: New style ink ductors # 28031, 32R33, & 32R34 have a shaft which is not part of the roll and can be removed. The roll has ball bearings on each end. As the roll spins in the press, the shaft does not spin with the roll.

RYOBI MODELS 510 & 512



Syn-Tac Cat. No.	Key	Description	Mfg. Part No. 1st. Head	Mfg. Part No. 2nd. Head	Roll Dia.	Roll Face Lgth.	Overall Shaft Lgth.
---------------------	-----	-------------	----------------------------------	----------------------------------	--------------	-----------------------	---------------------------

RYOBI 510 & 512

INK SYSTEM ROLLERS

51R10	F1	1st INK FORM	5512-57-150	5512-57-810	2 ⁵ / ₃₂	20 ¹ / ₁₆	23 ¹¹ / ₁₆
51R11	F2	2nd INK FORM	5512-57-250	5512-57-820	1 ¹⁵ / ₁₆	20 ¹ / ₁₆	23 ¹¹ / ₁₆
51R12	F3	3rd INK FORM	5512-57-350	5512-57-830	2 ⁹ / ₃₂	20 ¹ / ₁₆	23 ¹¹ / ₁₆
51R20	D	INK DISTRIBUTOR	5512-51-110	5512-51-210	1 ⁷ / ₈	20 ¹ / ₁₆	23 ¹¹ / ₁₆
51R30	B	INK DUCTOR	5512-52-110	5512-52-610	1 ¹⁹ / ₃₂	20 ⁹ / ₃₂	21 ⁹ / ₁₆

MOLLETON WATER SYSTEM ROLLERS

51R40	W1	1st WATER FORM	5512-53-350	5512-53-620	1 ²⁵ / ₃₂	20 ¹¹ / ₁₆	23 ¹¹ / ₁₆
51R42	W1	3M 1st WATER FORM (sleeve #18522 not included)	—	—	1 ⁷ / ₈	20 ¹¹ / ₁₆	23 ¹¹ / ₁₆
51R41	W2	2nd WATER FORM	5512-53-410	5512-53-630	1 ⁵ / ₈	20 ¹¹ / ₁₆	22 ⁹ / ₃₂
51R43	W2	3M 2nd WATER FORM (sleeve #17222 not included)	—	—	1 ³ / ₄	20 ¹¹ / ₁₆	22 ⁹ / ₃₂
51R50	S	WATER DUCTOR	5512-53-250	5512-53-610	1 ³ / ₈	21 ³ / ₃₂	22 ¹ / ₂

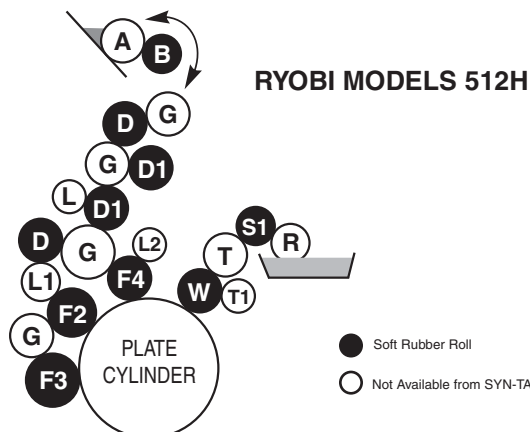
RYOBI 512H

INK SYSTEM ROLLERS

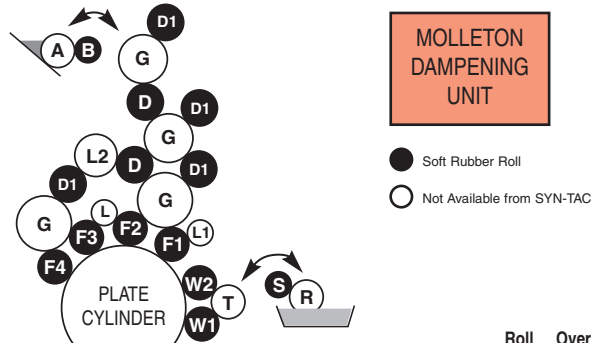
51R13	F4	1st INK FORM	—	5512-57-260	2 ⁵ / ₃₂	20 ¹ / ₁₆	21 ¹ / ₂
51R11	F2	2nd INK FORM	—	5512-57-250	1 ¹⁵ / ₁₆	20 ¹ / ₁₆	23 ¹¹ / ₁₆
51R12	F3	3rd INK FORM	—	5512-57-350	2 ⁹ / ₃₂	20 ¹ / ₁₆	23 ¹¹ / ₁₆
51R20	D	INK DISTRIBUTOR	—	5512-51-110	1 ⁷ / ₈	20 ¹ / ₁₆	23 ¹¹ / ₁₆
51R21	D1	INK DISTRIBUTOR	—	5512-51-180	1 ²⁹ / ₃₂	20 ¹ / ₁₆	21 ¹³ / ₁₆
51R30	B	INK DUCTOR	—	5512-52-110	1 ¹⁹ / ₃₂	20 ⁹ / ₃₂	21 ⁹ / ₁₆

CONTINUOUS DAMPENING SYSTEM ROLLERS

51R44	W	WATER FORM	—	5512-53-670-1C	2 ¹⁷ / ₃₂	20 ⁵ / ₃₂	23 ²⁹ / ₃₂
51R51P	S1	METERING	—	5512-53-840-1	2 ¹⁵ / ₃₂	21 ¹⁹ / ₃₂	24 ³ / ₃₂



RYOBI MODELS 520, 522, 522PF & 524



Syn-Tac Cat. No.	Key	Description	Mfg. Part No.	Roll Dia.	Roll Face Lgth.	Overall Shaft Lgth.
---------------------	-----	-------------	------------------	--------------	-----------------------	---------------------------

RYOBI 520, 522, 522PF & 524

INK SYSTEM ROLLERS

52R14	F1	1st INK FORM	5522-57-250-1	1 ¹⁵ / ₁₆	20 ¹ / ₁₆	24 ⁵ / ₃₂
52R15	F2	2nd INK FORM	5522-57-260-1	1 ⁷ / ₈	20 ¹ / ₁₆	22 ²¹ / ₃₂
52R12	F3	3rd INK FORM	5522-57-270-1	1 ³ / ₄	20 ¹ / ₁₆	22 ²¹ / ₃₂
52R13	F4	4th INK FORM	5522-57-280-1	2	20 ¹ / ₁₆	24 ⁹ / ₃₂
52R20	D	INK DISTRIBUTOR (short)	5522-51-130	2 ¹ / ₁₆	20 ¹ / ₄	23 ⁵ / ₈
52R21	D1	INK DISTRIBUTOR (long)	5522-51-110	2 ¹ / ₁₆	20 ¹ / ₄	25 ³ / ₁₆
52R30	B	INK DUCTOR	5522-52-270	1 ¹³ / ₁₆	20 ¹ / ₄	23 ⁷ / ₈

WATER SYSTEM ROLLERS

52R40	W1	1st WATER FORM	5522-53-430	1 ²³ / ₃₂	20 ¹¹ / ₁₆	23 ¹⁵ / ₃₂
52R41	W2	2nd WATER FORM	5522-53-440	1 ²³ / ₃₂	20 ¹¹ / ₁₆	24 ⁵ / ₃₂
52R42	W1	3M 1st WATER FORM (sleeve #18524 not included)	—	1 ⁷ / ₈	20 ¹¹ / ₁₆	23 ¹⁵ / ₃₂
52R43	W2	3M 2nd WATER FORM (sleeve #18524 not included)	—	1 ⁷ / ₈	20 ¹¹ / ₁₆	24 ⁵ / ₃₂
52R50	S	WATER DUCTOR	5522-52-340	1 ¹³ / ₃₂	21 ¹ / ₄	23 ⁷ / ₈

CONTINUOUS DAMPENING SYSTEM ROLLERS (H)

52R44	W	WATER FORM	5524-53-560-1	2	20 ¹ / ₈	23 ³ / ₈
52R51P	S1	METERING	5524-53-211-1	2 ¹ / ₂	22 ¹ / ₁₆	24 ⁷ / ₈

RYOBI 520HX, 522HX, 524HX, 524HXXP, 524HE & 524GX

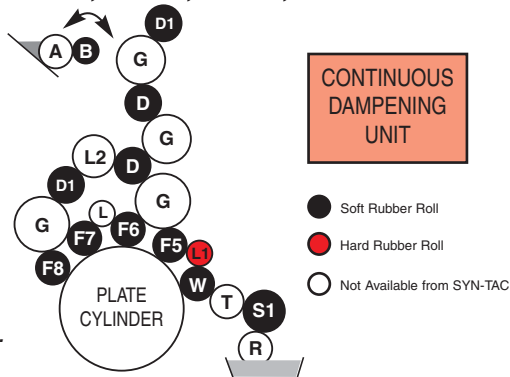
INK SYSTEM ROLLERS

52R-K	•	KIT (nine soft rubber ink rolls)	—	—	—	—
•52R10	F5	1st INK FORM	6520-57-250	1 ¹⁵ / ₁₆	20 ³ / ₃₂	23 ²¹ / ₃₂
52R18	F5	1st INK FORM (HXXP, HE, GX only)	6532-57-210	1 ¹⁵ / ₁₆	20 ³ / ₃₂	23 ⁷ / ₁₆
•52R11	F6	2nd INK FORM	6520-57-260	1 ⁷ / ₈	20 ³ / ₃₂	22 ¹ / ₁₆
•52R12	F7	3rd INK FORM	5522-57-270-1	1 ²⁵ / ₃₂	20 ³ / ₃₂	22 ¹¹ / ₁₆
•52R13	F8	4th INK FORM	5522-57-280-1	2	20 ³ / ₃₂	24 ³ / ₁₆
•52R20	D	INK DISTRIBUTOR (short)	5522-51-130	2 ¹ / ₁₆	20 ¹ / ₄	23 ⁵ / ₈
•52R21	D1	INK DISTRIBUTOR (long)	5522-51-110	2 ¹ / ₁₆	20 ¹ / ₄	25 ³ / ₁₆
•52R30	B	INK DUCTOR	5522-52-270	1 ¹³ / ₁₆	20 ¹ / ₄	23 ⁷ / ₈
52R850	L1	BRIDGE ROLL OSCILLATOR	6532-53-170	1 ²⁵ / ₃₂	20 ⁵ / ₃₂	24 ¹ / ₂

CONTINUOUS DAMPENING SYSTEM ROLLERS (HX, HXX)

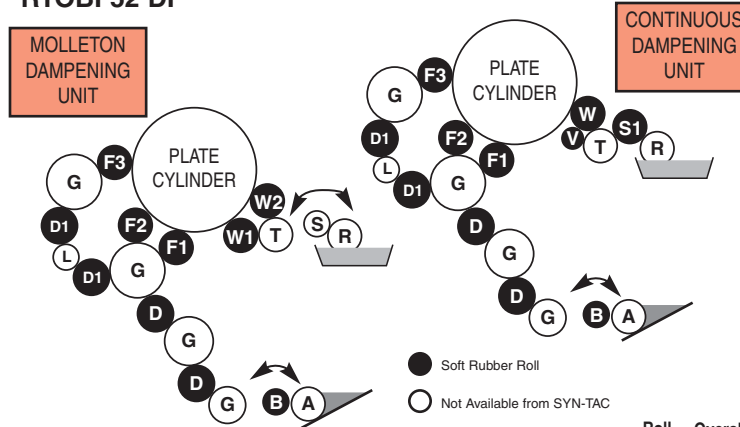
52R-KW	•	KIT (two soft rubber water rolls)	—	—	—	—
•52R45	W	WATER FORM	6520-53-691	2	20 ¹ / ₈	24 ⁷ / ₃₂
•52R52P	S1	METERING	6520-53-810	2 ¹ / ₂	21 ⁹ / ₁₆	24 ²⁹ / ₃₂

RYOBI MODELS 520HX, 522HX, 524HX, 524HXX & 525HX



• The soft rubber roller kit includes these rolls.

RYOBI MODELS 522PF & PFH (perfecting unit)
RYOBI 52 DI



Syn-Tac Cat. No.	Key	Description	Mfg. Part No.	Roll Dia.	Roll Face Lgth.	Overall Shaft Lgth.
---------------------	-----	-------------	------------------	--------------	-----------------------	---------------------------

RYOBI 522PF & PFH (perfecting unit)

INK SYSTEM ROLLERS

52RP10	F1	1st INK FORM	5523-57-210-2	2 ¹ / ₁₆	20 ³ / ₃₂	23 ⁵ / ₈
52RP11	F2	2nd INK FORM	5523-57-220-2	1 ²⁵ / ₃₂	20 ³ / ₃₂	22 ¹¹ / ₁₆
52RP12	F3	3rd INK FORM	5523-57-230-2	2 ⁷ / ₃₂	20 ³ / ₃₂	23 ⁵ / ₈
52R21	D1	INK DISTRIBUTOR (long, large o.d.)	5522-51-110	2 ¹ / ₁₆	20 ¹ / ₄	25 ³ / ₁₆
52RP22	D	INK DISTRIBUTOR (long, small o.d.)	5523-51-120	1 ²⁹ / ₃₂	20 ⁹ / ₃₂	25 ³ / ₁₆
52RP31	B	INK DUCTORTOR	5523-52-410	1 ²⁹ / ₃₂	20 ⁹ / ₃₂	23 ⁷ / ₈

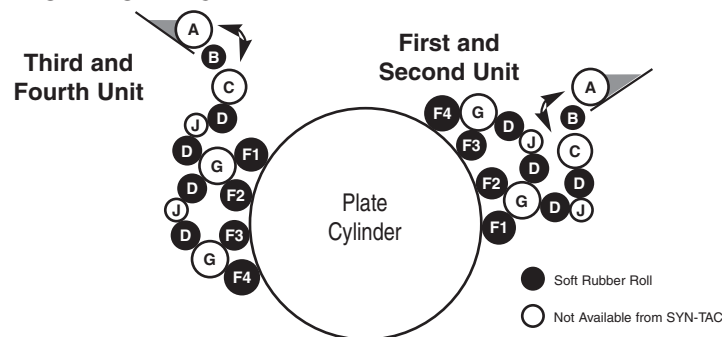
WATER SYSTEM ROLLERS (PF)

52R41	W2	1st WATER FORM	5522-53-440	1 ²³ / ₃₂	20 ¹¹ / ₁₆	24 ⁵ / ₃₂
52R40	W1	2nd WATER FORM	5522-53-430	1 ²³ / ₃₂	20 ¹¹ / ₁₆	23 ¹⁵ / ₃₂
52R43	W2	3M 1st WATER FORM (sleeve #18524 <u>not</u> included)	—	1 ⁷ / ₈	20 ¹¹ / ₁₆	24 ⁵ / ₃₂
52R42	W1	3M 2nd WATER FORM (sleeve #18524 <u>not</u> included)	—	1 ⁷ / ₈	20 ¹¹ / ₁₆	23 ¹⁵ / ₃₂

CONTINUOUS DAMPENING SYSTEM ROLLERS (PFH)

52R44	W	WATER FORM	5524-53-560-1	2	20 ¹ / ₈	23 ³ / ₈
52R51P	S1	METERING	5524-53-211-1	2 ¹ / ₂	22 ¹ / ₁₆	24 ⁷ / ₈
52RP53	V	WATER DISTRIBUTOR	5523-53-850	1 ¹ / ₈	20 ⁹ / ₃₂	22 ⁹ / ₃₂

RYOBI MODEL 52 DI



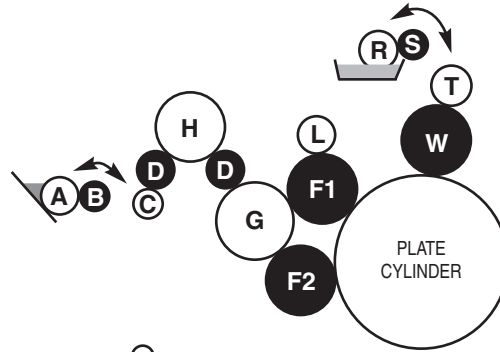
RYOBI 52 DI

INK SYSTEM ROLLERS

54R-KDI	•	KIT (nine soft rubber ink rollers)	—	—	—	—
54R-KDI4	•	KIT (four of KIT 54R-KDI)	—	—	—	—
•54R10	F1	1st INK FORM	5554-57-210	2 ⁵ / ₃₂	20 ⁹ / ₃₂	22 ³ / ₄
•54R11	F2	2nd INK FORM	5554-57-220	2 ¹ / ₃₂	20 ⁹ / ₃₂	22 ³ / ₄
•54R12	F3	3rd INK FORM	5554-57-230	1 ¹⁵ / ₁₆	20 ⁹ / ₃₂	22 ³ / ₄
•54R13	F4	4th INK FORM	5554-57-240	2 ⁵ / ₁₆	20 ⁹ / ₃₂	22 ³ / ₄
•54R20	D	INK DISTRIBUTOR	5554-51-110	1 ²⁹ / ₃₂	20 ⁹ / ₃₂	23 ²⁵ / ₃₂
•54R30	B	INK DUCTORTOR	5554-52-110	1 ¹⁹ / ₃₂	20 ⁹ / ₃₂	23 ²⁵ / ₃₂

• The soft rubber roller kit includes these rolls.

RYOBI 500-N



● Soft Rubber Roll ○ Not Available from SYN-TAC

RYOBI 500-N

INK SYSTEM ROLLERS

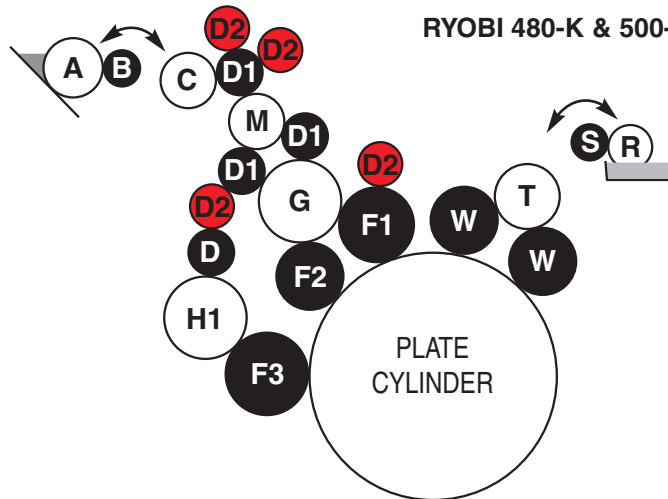
50R10	F1	1st INK FORM	5430-51-610-1	27/32	19	19 ¹³ / ₁₆
50R11	F2	2nd INK FORM	5430-51-640-1	2 ¹⁹ / ₃₂	19	19 ¹³ / ₁₆
50R20*	D	INK DISTRIBUTOR	5430-51-410-1	17/32	19	23 ⁷ / ₁₆
50R30*	B	INK DUCTOR	5430-51-260-1	1 ¹¹ / ₃₂	19	21 ⁵ / ₃₂

MOLLETON WATER SYSTEM ROLLERS

50R40	W	WATER FORM	5430-53-520-1	2	19 ¹ / ₂	20 ¹ / ₁₆
50R41	W	3M WATER FORM (3M sleeve 21022 not included)		2 ¹ / ₈	19 ¹ / ₂	20 ¹ / ₁₆
50R50*	S	WATER DUCTOR	5430-53-310-1	1 ¹ / ₃₂	19 ¹⁷ / ₃₂	20 ²³ / ₃₂

* Bearings are NOT included.

RYOBI 480-K & 500-K



● Soft Rubber Roll ● Hard Rubber Roll ○ Not Available from SYN-TAC

RYOBI 480-K & 500-K

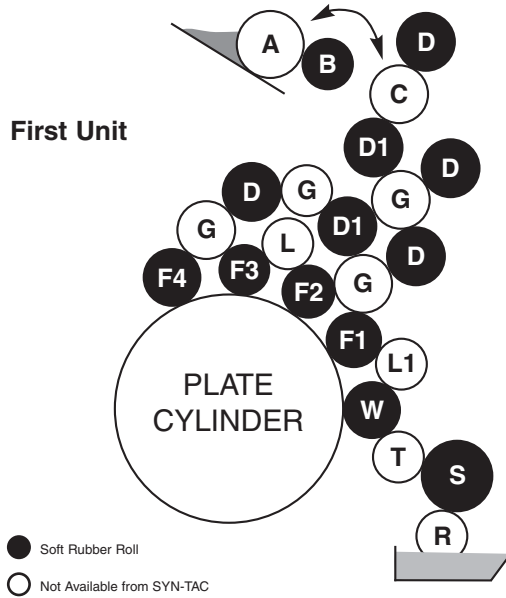
INK SYSTEM ROLLERS

50R12	F1	1st INK FORM (medium)	5480-51-611	2 ¹ / ₈	19	20 ¹³ / ₃₂
50R13	F2	2nd INK FORM (small)	5480-51-621	1 ¹³ / ₁₆	19	20 ¹³ / ₃₂
50R14	F3	3rd INK FORM (large)	5480-51-631	2 ¹ / ₄	19	20 ¹³ / ₃₂
50R21	D	INK DISTRIBUTOR (soft)	5480-51-421	1 ²⁹ / ₃₂	19	20 ¹⁵ / ₃₂
50R22	D1	INK DISTRIBUTOR (soft)	5480-51-411	1 ³ / ₄	19	20 ¹⁵ / ₃₂
50R23	D2	INK DISTRIBUTOR (hard)	5480-51-431	1 ¹⁷ / ₃₂	19	20 ¹⁵ / ₃₂
50R31	B	INK DUCTOR	5480-51-261	1 ¹⁹ / ₃₂	19	20 ¹ / ₈

MOLLETON WATER SYSTEM ROLLERS

50R45	W	WATER FORM	5480-53-511	1 ⁵ / ₈	19 ⁷ / ₁₆	20 ¹¹ / ₁₆
50R46	W	3M WATER FORM (3M sleeve 17222 not included)		1 ³ / ₄	19 ⁷ / ₁₆	20 ¹¹ / ₁₆
50R51	S	WATER DUCTOR	5480-53-311	1 ¹³ / ₃₂	19 ⁵ / ₁₆	20 ⁵ / ₈

RYOBI MODELS 582H



Syn-Tac Cat. No.	Key	Description	Mfg. Part No.	Roll Dia.	Roll Face Lgth.	Overall Shaft Lgth.
---------------------	-----	-------------	------------------	--------------	-----------------------	---------------------------

RYOBI 582H

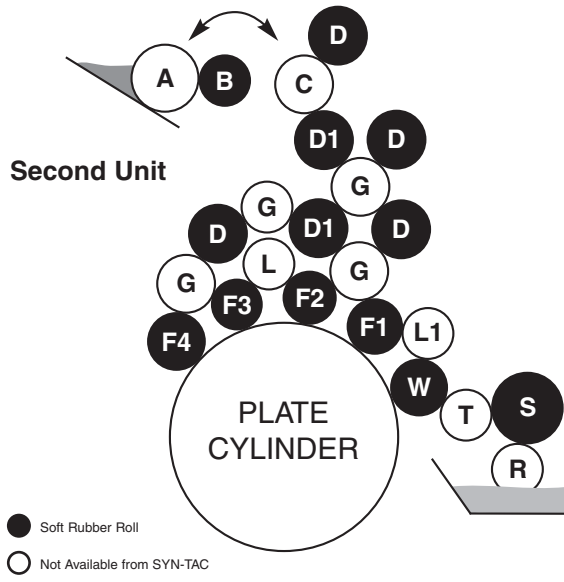
INK SYSTEM ROLLERS

58R10	F1	1st INK FORM	5582-57-250	1 ¹⁵ / ₁₆	22 ²⁷ / ₃₂	26 ¹⁷ / ₃₂
58R11	F2	2nd INK FORM	5582-57-260	1 ⁷ / ₈	22 ¹¹ / ₁₆	24 ¹³ / ₃₂
58R12	F3	3rd INK FORM	5582-57-270	1 ²⁵ / ₃₂	22 ²⁷ / ₃₂	25 ¹ / ₃₂
58R13	F4	4th INK FORM	5582-57-280	2	22 ²⁷ / ₃₂	26 ¹⁷ / ₃₂
58R20	D	INK DISTRIBUTOR (long)	5582-51-110	2 ¹ / ₁₆	23 ¹ / ₃₂	27 ⁹ / ₁₆
58R21	D1	INK DISTRIBUTOR (short)	5582-51-130	2 ¹ / ₁₆	23 ¹ / ₃₂	25 ³¹ / ₃₂
58R30	B	INK DUCTOR	5582-52-271	1 ¹³ / ₁₆	22 ²¹ / ₃₂	26 ¹ / ₄

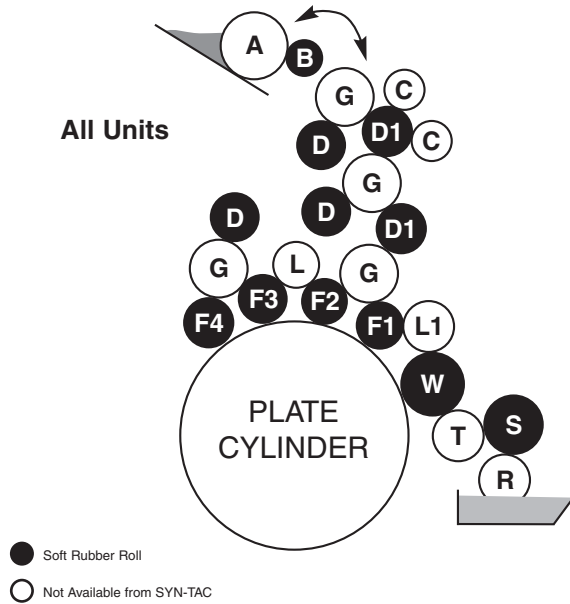
CONTINUOUS DAMPENING SYSTEM ROLLERS

58R40	W	WATER FORM	5582-53-320	2	22 ⁷ / ₈	25 ³ / ₄
58R51P	S	METERING	5582-53-211	2 ¹ / ₂	24 ²¹ / ₃₂	27 ¹ / ₄

RYOBI MODELS 582H



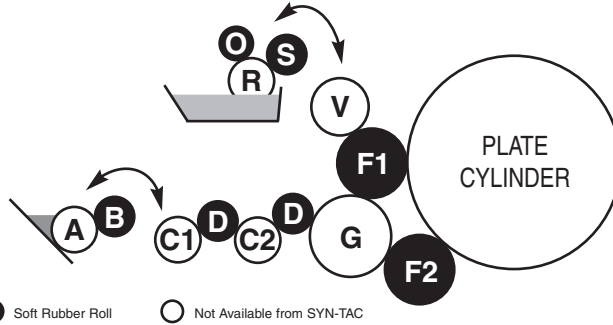
**RYOBI MODELS 754, 755, 756, 754P, 755P, 756P
AND WIDE MODELS 754, 755, 756, 754P, 755P, 756P,
758P, 7510P**



Syn-Tac Cat. No.	Key	Description	Mfg. Part No.	Roll Dia.	Roll Face Lgth.	Overall Shaft Lgth.
RYOBI 754, 755, 756, 754P, 755P, 756P						
INK SYSTEM ROLLERS						
75R10	F1	1st INK FORM	5744-57-211	2 ¹⁷ / ₃₂	29 ¹⁵ / ₁₆	34 ³ / ₁₆
75R11	F2	2nd INK FORM	5744-57-221	2 ¹⁵ / ₃₂	29 ¹⁵ / ₁₆	31 ²⁵ / ₃₂
75R12	F3	3rd INK FORM	5744-57-231	2 ⁵ / ₈	29 ¹⁵ / ₁₆	31 ²⁵ / ₃₂
75R13	F4	4th INK FORM	5744-57-241	2 ¹¹ / ₁₆	29 ¹⁵ / ₁₆	34 ³ / ₁₆
75R20	D	INK DISTRIBUTOR (small)	5744-51-131	2 ⁵ / ₈	29 ¹⁵ / ₁₆	31 ²¹ / ₃₂
75R21	D1	INK DISTRIBUTOR (large)	5744-51-121	2 ¹¹ / ₁₆	29 ¹⁵ / ₁₆	33 ¹³ / ₃₂
75R30	B	INK DUCTOR	5744-52-331	1 ³¹ / ₃₂	29 ¹⁵ / ₁₆	34 ⁷ / ₁₆
CONTINUOUS DAMPENING SYSTEM ROLLERS						
75R40	W	WATER FORM	5744-53-571	2 ³ / ₈	29 ³¹ / ₃₂	35 ³ / ₈
75R51P	S	METERING	5744-53-171	3 ⁵ / ₃₂	31 ²⁹ / ₃₂	35 ¹ / ₈

RYOBI (wide) 754, 755, 756, 754P, 755P, 756P, 758P, 7510P						
INK SYSTEM ROLLERS						
75R14	F1	1st INK FORM	5794-57-211	2 ¹⁷ / ₃₂	30 ¹ / ₂	34 ³ / ₁₆
75R15	F2	2nd INK FORM	5794-57-221	2 ¹⁵ / ₃₂	30 ¹ / ₂	32 ³ / ₈
75R16	F3	3rd INK FORM	5794-57-231	2 ⁵ / ₈	30 ¹ / ₂	32 ³ / ₈
75R17	F4	4th INK FORM	5734-57-241-1	3 ¹ / ₃₂	30 ¹ / ₂	34 ³ / ₁₆
75R22	D	INK DISTRIBUTOR (small)	5734-51-131	2 ⁵ / ₈	30 ¹ / ₂	32 ¹ / ₄
75R23	D1	INK DISTRIBUTOR (large)	5794-51-121	2 ¹¹ / ₁₆	30 ¹ / ₂	33 ¹³ / ₃₂
75R31	B	INK DUCTOR	5734-52-331	1 ³¹ / ₃₂	30 ¹ / ₂	34 ⁷ / ₁₆
CONTINUOUS DAMPENING SYSTEM ROLLERS						
75R41	W	WATER FORM	5794-53-571	2 ³ / ₈	30 ⁹ / ₁₆	35 ³ / ₈
75R52P	S	METERING	5794-53-171	3 ⁵ / ₃₂	32 ¹ / ₂	35 ¹ / ₈

TOKO MODEL 1800 & MULTILITH MODEL 1218



Syn-Tac Cat. No.	Key	Description	Mfg. Part No.	Roll Dia.	Roll Face Lgth.	Overall Shaft Lgth.
---------------------	-----	-------------	------------------	--------------	-----------------------	---------------------------

TOKO MODEL 1800 & MULTILITH MODEL 1218

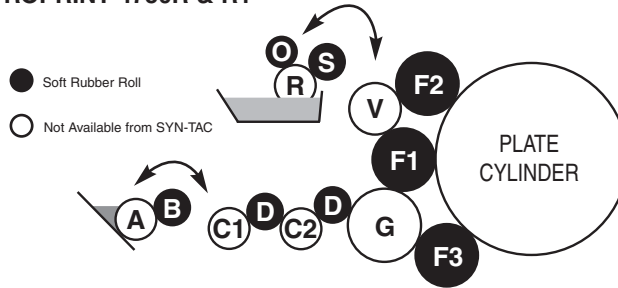
INK SYSTEM ROLLERS

47T10	F1	INK FORM	KT-903	2 ¹ / ₈	12 ¹ / ₈	15 ¹⁹ / ₃₂
47T11	F2	INK FORM	KT-904	2 ¹ / ₁₆	12 ¹ / ₈	15 ¹⁹ / ₃₂
47T25	D	INK IDLER	CS-128	1 ³ / ₈	11 ³ / ₄	13 ²⁵ / ₃₂
47T34*	B	INK DUCTOR	AS-155	1 ³ / ₁₆	11 ¹ / ₄	14 ¹ / ₈

WATER SYSTEM ROLLERS

47T54*	S	WATER DUCTOR	CS-248	1 ¹⁵ / ₃₂	12 ¹ / ₄	17 ⁹ / ₃₂
47T54-L*	S	WATER DUCTOR (1218 only)	CS-248	1 ¹⁵ / ₃₂	12 ⁷ / ₁₆	17 ⁹ / ₃₂
47T57*	O	WATER METERING	DS-334	1 ³ / ₁₆	12 ¹ / ₄	14 ³ / ₁₆

**TOKO MODELS 4700 & 4750 CD
PROPRINT 4750R & R1**



Syn-Tac Cat. No.	Model 4700	Model 4750 CD	Description	Mfg. Part No.	Roll Dia.	Roll Face Lgth.	Overall Shaft Lgth.
---------------------	---------------	------------------	-------------	------------------	--------------	-----------------------	---------------------------

TOKO MODELS 4700 & 4750 CD

INK SYSTEM ROLLERS

47T10	F1	—	INK FORM	KT-903	2 ¹ / ₈	12 ¹ / ₈	15 ¹⁹ / ₃₂
47T11	F2,3	—	INK FORM	KT-904	2 ¹ / ₁₆	12 ¹ / ₈	15 ¹⁹ / ₃₂
47T12	—	F1	INK FORM	KT-36-13	2 ¹ / ₈	13	15 ¹⁹ / ₃₂
47T13	—	F2,3	INK FORM	KT-38-13	2 ¹ / ₁₆	13	15 ¹⁹ / ₃₂
47T20	D	D	INK IDLER	1531-340710	1 ³ / ₈	13 ¹ / ₈	15 ¹ / ₈
47T30*	B	B	INK DUCTOR	KS-155	1 ³ / ₁₆	12 ⁵ / ₈	15 ¹ / ₈

WATER SYSTEM ROLLERS

47T50*	S	S	WATER DUCTOR	1531-342011	1 ¹⁵ / ₃₂	13 ³ / ₈	17 ⁵ / ₁₆
47T53*	O	O	WATER METERING	1531-342730	1 ³ / ₁₆	13 ¹ / ₄	15 ¹¹ / ₁₆

TOKO MODELS PROPRINT 4750R & R1

INK SYSTEM ROLLERS

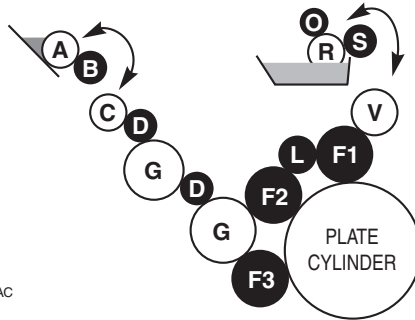
2RT10	F2	1st	INK FORM	1538-330800	2 ¹ / ₁₆	13 ³ / ₁₆	15 ¹⁹ / ₃₂
2RT11	F1	2nd	INK FORM	1538-330900	2 ⁹ / ₃₂	13 ³ / ₁₆	15 ¹⁹ / ₃₂
2RT12	F3	3rd	INK FORM	1538-331000	2 ¹ / ₁₆	13 ³ / ₁₆	15 ¹⁹ / ₃₂
2RT20*	D	INK IDLER		1538-310720	1 ¹³ / ₃₂	14	15 ¹ / ₈
2RT30*	B	INK DUCTOR		1531-340910	1 ³ / ₁₆	12 ⁵ / ₈	15 ¹ / ₈

WATER SYSTEM ROLLERS

47T51*	S	WATER DUCTOR		1531-537370	1 ¹⁵ / ₃₂	13 ⁷ / ₈	17 ⁵ / ₁₆
2RT51*	O	WATER METERING		1538-320260	1 ³ / ₁₆	13 ¹¹ / ₁₆	15 ¹⁹ / ₃₂

See page 75 for Townsend T-51 color head rolls.
*Bearings are NOT included.

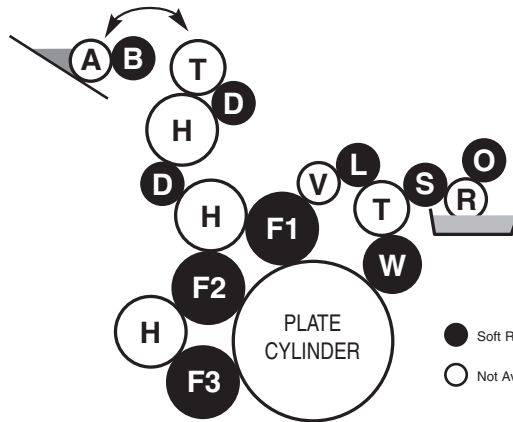
**TOKO MODEL
R2, R2S & R2SL**



- Soft Rubber Roll
- Not Available from SYN-TAC

Syn-Tac Cat. No.	Key	Description	Mfg. Part No.	Roll Dia.	Roll Face Lgth.	Overall Shaft Lgth.
TOKO MODEL R2, R2S & R2SL						
INK SYSTEM ROLLERS						
2RT10	F1	1st INK FORM	1538-330800	2 ¹¹ / ₁₆	13 ³ / ₁₆	15 ¹⁹ / ₃₂
2RT11	F2	2nd INK FORM	1538-330900	2 ⁵ / ₃₂	13 ³ / ₁₆	15 ¹⁹ / ₃₂
2RT12	F3	3rd INK FORM	1538-331000	2 ¹¹ / ₁₆	13 ³ / ₁₆	15 ¹⁹ / ₃₂
2RT20*	D	INK IDLER	1538-310720	1 ¹³ / ₃₂	14	15 ¹ / ₈
2RT30*	B	INK DUCTOR	1531-340910	1 ³ / ₁₆	12 ⁵ / ₈	15 ¹ / ₈
WATER SYSTEM ROLLERS						
2RT50*	S	WATER DUCTOR	1538-320471	1 ⁵ / ₃₂	13 ⁷ / ₈	17 ⁵ / ₁₆
2RT51*	O	WATER METERING	1538-320260	1 ³ / ₁₆	13 ¹¹ / ₁₆	15 ¹⁹ / ₃₂
2RT53*	L	BRIDGE	1538-331311	1 ¹¹ / ₃₂	13 ³ / ₁₆	16 ⁵ / ₈

TOKO MODEL R2SH



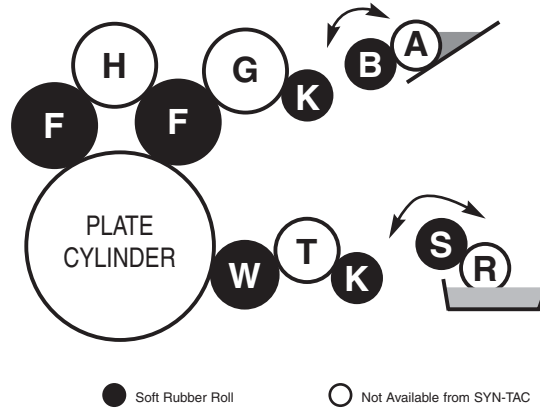
- Soft Rubber Roll
- Not Available from SYN-TAC

Syn-Tac Cat. No.	Key	Description	Mfg. Part No.	Roll Dia.	Roll Face Lgth.	Overall Shaft Lgth.
TOKO R2SH						
INK SYSTEM ROLLERS						
2RT14	F1	1st INK FORM (medium)	1538-334050	2 ²¹ / ₃₂	13 ¹ / ₁₆	15 ⁷ / ₁₆
2RT15	F2	2nd INK FORM (small)	1538-334150	2 ⁵ / ₃₂	13 ¹ / ₁₆	15 ¹⁹ / ₃₂
2RT16	F3	3rd INK FORM (large)	1538-334250	2 ²⁷ / ₃₂	13 ¹ / ₁₆	15 ⁵ / ₈
2RT21	D	INK IDLER	1538-315710	1 ³ / ₈	14	14 ¹¹ / ₁₆
2RT31	B	INK DUCTOR	1538-317030	1 ³ / ₁₆	13	15 ³ / ₃₂
2RT56	L	BRIDGE	1538-334712	1 ³ / ₁₆	13 ⁷ / ₃₂	16 ³ / ₁₆
WATER SYSTEM ROLLERS						
2RT40	W	WATER FORM	1538-326000	2 ¹⁷ / ₃₂	13 ⁵ / ₃₂	15 ³ / ₁₆
2RT54	O	WATER SQUEEZE	1538-325500	1 ³ / ₁₆	14 ¹ / ₁₆	15 ²⁹ / ₃₂
2RT57	S	WATER TRANSFER	1538-325550	1 ⁵ / ₈	13 ²⁹ / ₃₂	15 ²⁹ / ₃₂

*Bearings and gears are NOT included.



TOWNSEND T-51 COLOR HEAD for MULTILITH MODELS 1250, 1250-W, & 1250-LW

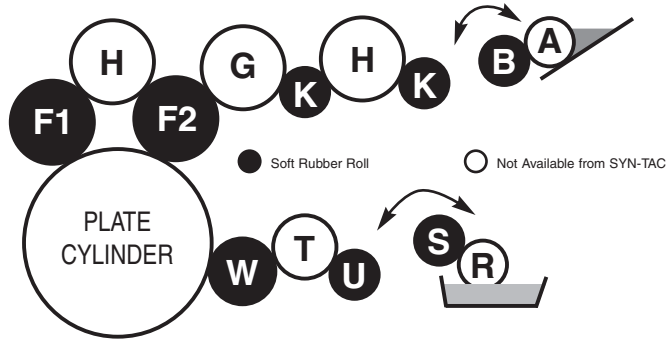


Syn-Tac Cat. No.	Key	Description	Mfg. Part No.	Roll Dia.	Roll Face Lgth.	Overall Shaft Lgth.
T-51 COLOR HEAD (old style) for MULTILITH MODEL 1250						
INK SYSTEM ROLLERS						
51010	F	INK FORM	1813	2 ¹ / ₈	10 ⁹ / ₈	11 ¹ / ₄
51020*	K	TRANSFER ROLL (ink & water)	1815	1 ¹ / ₈	10 ⁵ / ₈	13 ³ / ₈
51030*	B	INK DUCTOR (new style)	1818 OS	1 ¹ / ₈	10 ¹ / ₈	11 ³ / ₄
51031*	B	INK DUCTOR (old style)	1816	1 ¹ / ₈	10 ¹ / ₈	11 ¹ / ₄
MOLLETON WATER SYSTEM ROLLERS						
51040	W	WATER FORM	1814	1 ¹⁵ / ₁₆	10 ¹ / ₂	11 ¹ / ₄
51041	W	3M WATER FORM (3M sleeve #21011 <u>not</u> included)		2 ¹ / ₈	10 ¹ / ₂	11 ¹ / ₄
51050*	S	WATER DUCTOR	1817	3 ¹ / ₃₂	10 ⁹ / ₈	11 ³ / ₄
AQUA FLOW WATER SYSTEM ROLLERS						
51010	W	WATER FORM	1813	2 ¹ / ₈	10 ³ / ₈	11 ¹ / ₄
51051*	S	WATER DUCTOR	1818 NS	1 ¹ / ₈	10 ¹ / ₈	11 ³ / ₄
T-51 COLOR HEAD for MULTILITH MODELS 1250-W & 1250-LW						
INK SYSTEM ROLLERS						
51110	F	INK FORM	2813	2 ¹ / ₈	11 ³ / ₈	12 ¹ / ₄
51120*	K	TRANSFER ROLL (ink & water- old style)	2815	1 ¹ / ₈	11 ⁵ / ₈	14 ³ / ₈
51151*	K	TRANSFER ROLL (ink & water- new style)	8817	1 ¹ / ₈	11 ¹ / ₂	12 ³ / ₄
51130*	B	INK DUCTOR (new style)	2818	1 ¹ / ₈	11	12 ³ / ₄
51131*	B	INK DUCTOR (old style)	2816	1 ¹ / ₈	10 ³ / ₄	12 ¹ / ₄
MOLLETON WATER SYSTEM ROLLERS						
51140	W	WATER FORM	2814	1 ¹⁵ / ₁₆	11 ⁵ / ₈	12 ¹ / ₄
51141	W	3M WATER FORM (3M sleeve #21014 <u>not</u> included)	—	2 ¹ / ₈	11 ⁵ / ₈	12 ¹ / ₄
51150*	S	WATER DUCTOR	2817	3 ¹ / ₃₂	11 ³ / ₈	12 ³ / ₄
AQUA FLOW WATER SYSTEM ROLLERS						
51110	W	WATER FORM	2813	2 ¹ / ₈	11 ³ / ₈	12 ¹ / ₄
51151*	S	TRANSFER ROLL & WATER DUCTOR	8817	1 ¹ / ₈	11 ¹ / ₂	12 ³ / ₄

*Bushings are NOT included.

NOTE: Though no longer listed in the catalog, the following rolls of the Townsend T-51 for Multilith model 1850 (old style) may still be purchased. Call for availability from SYN-TAC **51610, 51620, 51630, 51640, 51641, 51650.**

**TOWNSEND T-51 COLOR HEAD for
MULTILITH MODELS 1250, 1360, 1650 & 1960
(new style — 3 ink oscillators)**



Syn-Tac Cat. No.	Key	Description	Mfg. Part No.	Roll Dia.	Roll Face Lgth.	Overall Shaft Lgth.
---------------------	-----	-------------	------------------	--------------	-----------------------	---------------------------

**T-51 COLOR HEAD for
MULTILITH MODEL 1250 (new style)**

INK SYSTEM ROLLERS

51110	F1,F2	INK FORM	2813	2 ¹ / ₈	11 ³ / ₈	12 ¹ / ₄
51130*	B	INK DUCTOR	2818	1 ¹ / ₈	11	12 ³ / ₄
51151*	K	TRANSFER ROLL (ink)	8817	1 ¹ / ₈	11 ¹ / ₂	12 ³ / ₄

MOLLETON WATER SYSTEM ROLLERS

51140	W	WATER FORM	2814	1 ¹⁵ / ₁₆	11 ⁵ / ₈	12 ¹ / ₄
51141	W	3M WATER FORM (3M sleeve #21014 not included)	—	2 ¹ / ₈	11 ⁵ / ₈	12 ¹ / ₄
51150*	S	WATER DUCTOR	2817	3 ¹ / ₃₂	11 ³ / ₈	12 ³ / ₄
51151*	U	TRANSFER ROLL (water)	8817	1 ¹ / ₈	11 ¹ / ₂	12 ³ / ₄

AQUA FLOW WATER SYSTEM ROLLERS

51110	W	WATER FORM	2813	2 ¹ / ₈	11 ³ / ₈	12 ¹ / ₄
51151*	U,S	WATER DUCTOR & TRANSFER ROLL	8817	1 ¹ / ₈	11 ¹ / ₂	12 ³ / ₄

**T-51 COLOR HEAD for
MULTILITH MODELS 1360 & 1650**

INK SYSTEM ROLLERS

51710	F2	INK FORM	18813	2 ¹ / ₈	13 ³ / ₈	14 ¹ / ₄
51711	F1	INK FORM	19813	1 ¹⁵ / ₁₆	13 ³ / ₈	14 ¹ / ₄
51721*	K	TRANSFER ROLL (driven)	19815	1 ¹ / ₈	13 ¹ / ₂	16 ¹ / ₈
51730*	B	INK DUCTOR	18818	1 ¹ / ₈	12 ³ / ₄	14 ³ / ₄

MOLLETON WATER SYSTEM ROLLERS

51711	W	WATER FORM	19813	1 ¹⁵ / ₁₆	13 ³ / ₈	14 ¹ / ₄
51741	W	3M WATER FORM (3M sleeve #21014 not included)	—	2 ¹ / ₈	13 ³ / ₈	14 ¹ / ₄
51750*	U	TRANSFER ROLL	18817	1 ¹ / ₈	13 ¹ / ₂	14 ³ / ₄
51751*	S	WATER DUCTOR	18816	1 ⁵ / ₁₆	13 ³ / ₈	14 ³ / ₄

AQUA FLOW WATER SYSTEM ROLLERS

51710	W	WATER FORM	18813	2 ¹ / ₈	13 ³ / ₈	14 ¹ / ₄
51750*	U,S	WATER DUCTOR & TRANSFER ROLL	18817	1 ¹ / ₈	13 ¹ / ₂	14 ³ / ₄

**T-51 COLOR HEAD for
MULTILITH MODELS 1960**

INK SYSTEM ROLLERS

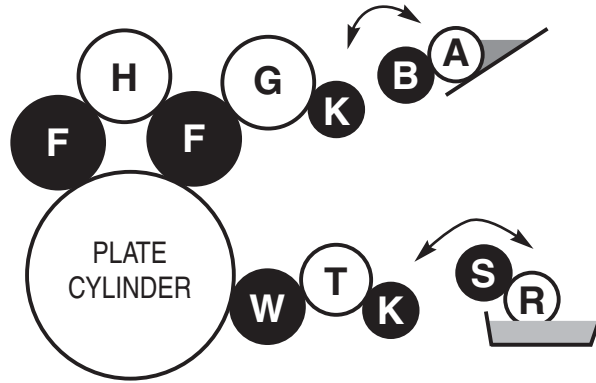
51719	F1	1st INK FORM	10820	1 ¹⁵ / ₁₆	18 ¹ / ₂	21 ³ / ₈
51717	F2	2nd INK FORM	9813	2 ¹ / ₈	18 ¹ / ₂	21 ³ / ₈
51727*	K	TRANSFER ROLL (driven)	10815	1 ¹ / ₈	19 ¹⁷ / ₃₂	21 ⁵ / ₈

*Bearings and gears are NOT included.



SYN-TAC TOWNSEND T-51

TOWNSEND T-51 COLOR HEAD for A.B. DICK MODELS 360 (old style — 2 ink oscillators)



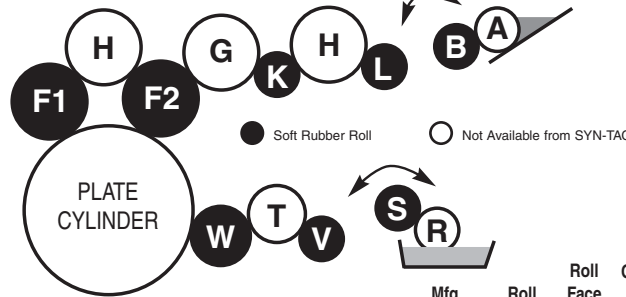
● Soft Rubber Roll ○ Not Available from SYN-TAC

Syn-Tac Cat. No.	Key	Description	Mfg. Part No.	Roll Dia.	Roll Face Lgth.	Overall Shaft Lgth.
T-51 COLOR HEAD (old style) for A.B. DICK MODEL 360 (old style)						
INK SYSTEM ROLLERS						
51110	F	INK FORM	2813	2 ¹ / ₈	11 ³ / ₈	12 ¹ / ₄
51120*	K	TRANSFER ROLL (ink & water -- 1980 & earlier models)	2815	1 ¹ / ₈	11 ⁵ / ₈	14 ³ / ₈
51151*	K	TRANSFER ROLL (ink & water -- 1981 & later models)	8817	1 ¹ / ₈	11 ¹ / ₂	12 ³ / ₄
51130*	B	INK DUCTOR (new style)	2818	1 ¹ / ₈	11	12 ³ / ₄
MOLLETON WATER SYSTEM ROLLERS						
51140	W	WATER FORM	2814	1 ¹⁵ / ₁₆	11 ⁵ / ₈	12 ¹ / ₄
51141	W	3M WATER FORM (3M sleeve #21014 <u>not</u> included)	—	2 ¹ / ₈	11 ⁵ / ₈	12 ¹ / ₄
51150*	S	WATER DUCTOR	2817	3 ¹ / ₃₂	11 ³ / ₈	12 ³ / ₄
AQUA FLOW WATER SYSTEM ROLLERS						
51110	W	WATER FORM	2813	2 ¹ / ₈	11 ³ / ₈	12 ¹ / ₄
51151*	S	WATER DUCTOR	8817	1 ¹ / ₈	11 ¹ / ₂	12 ³ / ₄
BOTTLE						
22049	—	WATER FOUNTAIN BOTTLE old style (plastic, quart size, with cap & valve)	—	—	—	—
51749	—	WATER FOUNTAIN BOTTLE new style (plastic, quart size, with cap & valve)	3642	—	—	—

* Bushings are NOT included.

NOTE: Though no longer listed in the catalog, the following rolls of the (old style) Townsend T-51 for A.B. Dick model 350 (old style) may still be purchased. Call for availability from SYN-TAC. **51210, 51240, 51241.**

**TOWNSEND T-51 COLOR HEAD for
A.B. DICK MODELS 350 & 360
(new style — 3 ink oscillators) plus 375 & 9800
TOKO MODELS (standard & swing away)**



Syn-Tac Cat. No.	Key	Description	Mfg. Part No.	Roll Dia.	Roll Face Lgth.	Overall Shaft Lgth.
---------------------	-----	-------------	------------------	--------------	-----------------------	---------------------------

**T-51 COLOR HEAD (old style) for
A.B. DICK MODELS 350 & 360 (new style)**

INK SYSTEM ROLLERS

51110	F1,F2	INK FORM	2813	2 1/8	11 3/8	12 1/4
51111	F1	INK FORM (changed in 1996)	17813	1 15/16	11 3/8	12 1/4
51130*	B	INK DUCTOR (new style)	2818	1 1/8	11	12 3/4
51151*	K,L,V	TRANSFER ROLL (ink & water)	8817	1 1/8	11 1/2	12 3/4
51125*	K	TRANSFER (driven changed in 1996)	8815	1 1/8	11 1/2	13 13/16
51124*	K	TRANSFER (driven longer length)	17815	1 1/8	11 15/32	14 1/8

AQUA FLOW WATER SYSTEM ROLLERS

51110	W	WATER FORM	2813	2 1/8	11 3/8	12 1/4
51151*	S	WATER DUCTOR	8817	1 1/8	11 1/2	12 3/4

T-51 COLOR HEAD for A.B. DICK MODELS 375 & 9800

INK SYSTEM ROLLERS

517-K	•	KIT (eight soft rubber rollers for 9800)	—	—	—	—
•51710	F2	INK FORM (375 uses two F2's.)	18813	2 1/8	13 3/8	14 1/4
•51711	F1	INK FORM (9800 uses F1 & F2.)	19813	1 15/16	13 3/8	14 1/4
•51721*	L	TRANSFER ROLL (geared)	19815	1 1/8	13 1/2	16 1/8
•51730*	B	INK DUCTOR	18818	1 1/8	12 3/4	14 3/4
•51750*	K,V	TRANSFER ROLL (ink & water)	18817	1 1/8	13 1/2	14 3/4

AQUA FLOW WATER SYSTEM ROLLERS

•51710	W	WATER FORM	18813	2 1/8	13 3/8	14 1/4
•51750*	S	WATER DUCTOR	18817	1 1/8	13 1/2	14 3/4

MOLLETON WATER SYSTEM ROLLERS

51711	W	WATER FORM	19813	1 15/16	13 3/8	14 1/4
51751*	S	WATER DUCTOR	18816	1 5/16	13 3/8	14 3/4

Syn-Tac Cat. No.	Std. Model	Swing Away	Description	Mfg. Part No.	Roll Dia.	Roll Face Lgth.	Overall Shaft Lgth.
---------------------	---------------	---------------	-------------	------------------	--------------	-----------------------	---------------------------

T-51 COLOR HEAD for TOKO

INK SYSTEM ROLLERS

51715	F1	F1	INK FORM (small)	25814	1 15/16	13 1/2	15 1/4
51716	F2	F2	INK FORM (large / gear driven)	25813	2 1/8	13 1/2	15
51723*	K	K	INK TRANSFER (geared)	25815	1 1/8	13 3/4	16 1/2
51750*	L,V	L	INK TRANSFER	18817	1 1/8	13 1/2	14 3/4
51724*	—	V	INK TRANSFER (with serial number 893975 & above)	18815	1 1/8	13 5/8	16 3/8
51723*	—	V	INK TRANSFER (with serial number 893974 & below)	25815	1 1/8	13 3/4	16 1/2
51730*	B	B	INK DUCTOR	18818	1 1/8	12 3/4	14 3/4

AQUA FLOW WATER SYSTEM ROLLERS

51716	W	W	WATER FORM	25813	2 1/8	13 1/2	15
51750*	S	S	WATER DUCTOR	18817	1 1/8	13 1/2	14 3/4

MOLLETON WATER SYSTEM ROLLERS

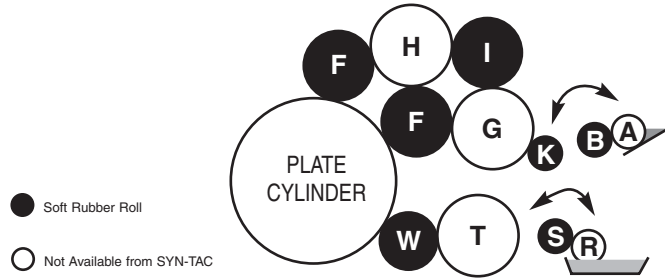
51740	W	W	WATER FORM	25816	1 15/16	13 5/8	15
51751*	S	S	WATER DUCTOR	18816	1 5/16	13 3/8	14 3/4

• The ink train soft rubber roller kit includes these rollers.
* Bearings and gears are NOT included.



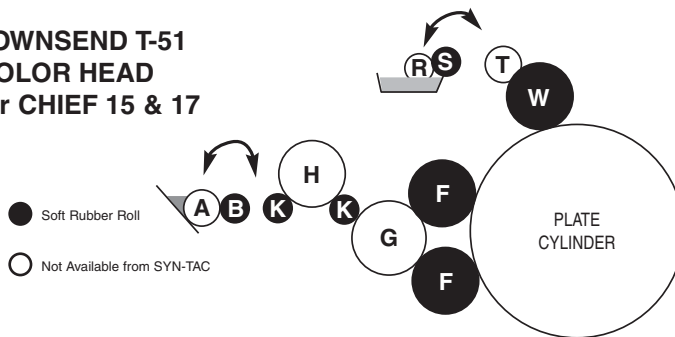
SYN-TAC TOWNSEND T-51

TOWNSEND T-51 COLOR HEAD for A.B. DICK MODELS 380 & 385 (formerly MGD 20 & 22)



Syn-Tac Cat. No.	Key	Description	Mfg. Part No.	Roll Dia.	Roll Face Lgth.	Overall Shaft Lgth.
T-51 COLOR HEAD for A.B. DICK MODELS 380 & 385						
INK SYSTEM ROLLERS						
51510	F	INK FORM	6813	2 ¹ / ₈	23 ³ / ₈	24 ¹ / ₂
51511	I	INK FLOATER	6829	2 ¹ / ₂	23 ³ / ₈	24 ¹ / ₂
51520*	K	TRANSFER ROLL (geared)	6815	1 ¹ / ₄	23 ³ / ₈	29 ³ / ₁₆
51530*	B	DUCTOR	5818	1 ³ / ₈	23 ⁷ / ₁₆	25 ¹ / ₈
AQUA FLOW WATER SYSTEM ROLLERS						
51510	W	WATER FORM	6813	2 ¹ / ₈	23 ³ / ₈	24 ¹ / ₂
51550*	S	WATER DUCTOR	6817	1 ³ / ₈	24 ¹ / ₈	25 ¹ / ₈

TOWNSEND T-51 COLOR HEAD for CHIEF 15 & 17

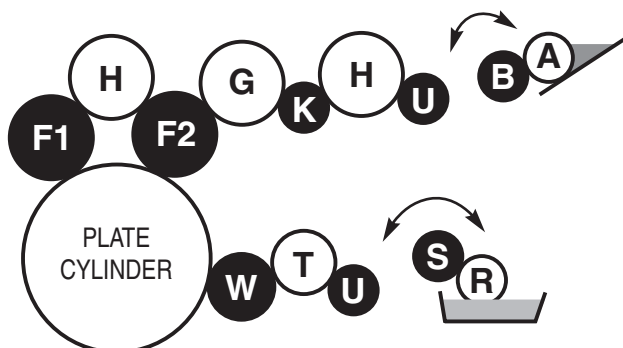


T-51 COLOR HEAD for CHIEF 15 (1974 and later) & CHIEF 17						
INK SYSTEM ROLLERS						
51410	F	INK FORM	12813	2 ³ / ₃₂	11	11 ¹ / ₄
51420*	K	INK TRANSFER	12815	1 ¹ / ₈	11	12 ¹ / ₈
51430*	B	INK DUCTOR	12818	1 ¹ / ₈	10 ³ / ₄	12 ¹ / ₁₆
MOLLETON WATER SYSTEM ROLLERS & BOTTLE						
51440	W	WATER FORM	12814	2	11 ¹ / ₄	11 ³ / ₄
51441	W	3M WATER FORM (3M sleeve #21014 not included)	12828	2 ¹ / ₈	11 ¹ / ₄	11 ³ / ₄
51450*	S	WATER DUCTOR	12817	3 ¹ / ₃₂	11 ¹ / ₁₆	12 ¹ / ₁₆
22049	—	WATER FOUNTAIN BOTTLE (plastic, quart size, with cap & valve)	—	—	—	—

* Bushings are NOT included.

NOTE: Though no longer listed in the catalog, the following rolls of the Townsend T-51 for Chief model 15 (1973 and earlier) may still be purchased. Call for availability from SYN-TAC **51310, 51320, 51340, 51341.**

TOWNSEND T-51 COLOR HEAD for RYOBI MODELS 2700, 2800 & 3200 — (standard & swing away)



● Soft Rubber Roll ○ Not Available from SYN-TAC

Syn-Tac Cat. No.	Std. Model	Swing Away	Description	Mfg. Part No.	Roll Dia.	Roll Face Lgth.	Overall Shaft Lgth.
T-51 COLOR HEAD for RYOBI 2700 & 2800							
INK SYSTEM ROLLERS							
51113	F1,F2	F1,F2	INK FORM (swing away models up to serial # 881715 use two.)	38813	2 1/8	11 5/8	14 1/4
51114	—	F1	INK FORM (swing away models, serial #881715 & up)	38814	1 15/16	11 3/4	14 1/4
51120*	K,U	U	TRANSFER ROLL (ink & water)	2815	1 1/8	11 5/8	14 3/8
51121*	—	K	TRANSFER ROLL (ink geared)	34815	1 1/8	11 5/8	15 3/32
51130*	B	B	INK DUCTOR	2818	1 1/8	11	12 3/4
MOLLETON WATER SYSTEM ROLLERS							
51114	W	W	WATER FORM	38814	1 15/16	11 3/4	14 1/4
51150*	S	S	WATER DUCTOR	2817	3 1/32	11 3/8	12 3/4
AQUA FLOW WATER SYSTEM ROLLERS							
51113	W	W	WATER FORM	38813	2 1/8	11 5/8	14 1/4
51151*	S	S	WATER DUCTOR	8817	1 1/8	11 1/2	12 3/4

NOTE: Molleton system water transfer roll "U" requires molleton cover.

T-51 COLOR HEAD for RYOBI 3200							
INK SYSTEM ROLLERS							
51713	F1,F2	F1,F2	INK FORM (swing away models up to serial #881715-Pel use two.)	39813	2 1/8	13 1/4	16 1/4
51714	—	F1	INK FORM (swing away models, serial #881715-Pel & up)	39814	1 15/16	13 1/4	16 1/4
51720*	K,U	U	TRANSFER ROLL (ink & water)	18815	1 1/8	13 5/8	16 3/8
51722*	—	K	TRANSFER ROLL (geared)	36815	1 1/8	13 5/8	17 3/32
51730*	B	B	INK DUCTOR	18818	1 1/8	12 3/4	14 3/4
MOLLETON WATER SYSTEM ROLLERS							
51714	W	W	WATER FORM	39814	1 15/16	13 1/4	16 1/4
51751*	S	S	WATER DUCTOR	18816	1 5/16	13 3/8	14 3/4
AQUA FLOW WATER SYSTEM ROLLERS							
51713	W	W	WATER FORM	39813	2 1/8	13 1/4	16 1/4
51750*	S	S	WATER DUCTOR	18817	1 1/8	13 1/2	14 3/4

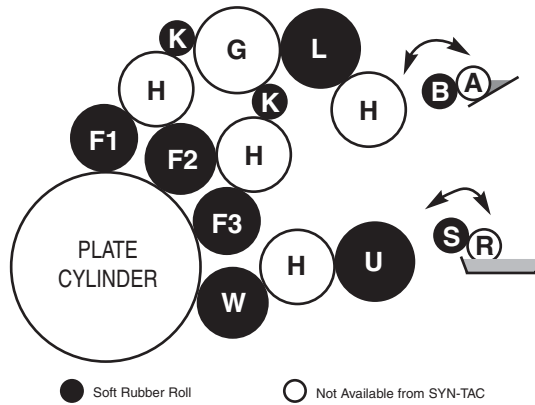
*Bearings are **NOT** included.

NOTE: Molleton system water transfer roll "U" requires molleton cover.



SYN-TAC TOWNSEND T-51

**TOWNSEND T-51 S1 COLOR HEAD for
A.B. DICK MODELS 9800 & 9900
MULTI MODEL 1450, 1460, 1650, 1960 & 4610
RYOBI MODEL 2800 & 3200**



Syn-Tac Cat. No.	Key	Description	Mfg. Part No.	Roll Dia.	Roll Face Lgth.	Overall Shaft Lgth.
---------------------	-----	-------------	------------------	--------------	-----------------------	---------------------------

**T-51 S1 COLOR HEAD for A.B. DICK 9800 & 9900,
MULTI 1450, 1460, & 1650, RYOBI 3200**

INK SYSTEM ROLLERS

51810	F1	1st INK FORM	40813	1 ¹⁵ / ₁₆	13 ⁹ / ₃₂	13 ¹¹ / ₁₆
51811	F2	2nd INK FORM	40814	2 ¹ / ₃₂	13 ⁹ / ₃₂	13 ¹¹ / ₁₆
51810	F3	3rd INK FORM	40813	1 ¹⁵ / ₁₆	13 ⁹ / ₃₂	13 ¹¹ / ₁₆
51820	L	INK TRANSFER	40815	2 ¹ / ₂	13 ¹⁷ / ₃₂	13 ¹¹ / ₁₆
51821*	K	INK TRANSFER	40817	1 ⁵ / ₁₆	13 ¹⁷ / ₃₂	16 ⁵ / ₁₆
51830*	B	INK DUCTOR	40819	1 ⁵ / ₁₆	13 ¹ / ₃₂	15 ³ / ₄

AQUA FLOW WATER SYSTEM ROLLERS

51811	W	WATER FORM	40814	2 ¹ / ₃₂	13 ⁹ / ₃₂	13 ¹¹ / ₁₆
51851	U	WATER TRANSFER	40816	2 ¹ / ₂	14 ¹ / ₄	14 ⁷ / ₁₆
51850*	S	WATER DUCTOR	40818	1 ⁵ / ₁₆	13 ²⁹ / ₃₂	15 ³ / ₄

T-51 S1 COLOR HEAD for MULTI 1960 & 4610

INK SYSTEM ROLLERS

51812	F1	1st INK FORM	44813	1 ¹⁵ / ₁₆	18 ¹ / ₄	18 ¹¹ / ₁₆
51813	F2	2nd INK FORM	44814	2 ¹ / ₃₂	18 ¹ / ₄	18 ¹¹ / ₁₆
51812	F3	3rd INK FORM	44813	1 ¹⁵ / ₁₆	18 ¹ / ₄	18 ¹¹ / ₁₆
51822	L	INK TRANSFER	44815	2 ¹ / ₂	18 ¹ / ₂	18 ¹¹ / ₁₆
51823*	K	INK TRANSFER	44817	1 ⁵ / ₁₆	18 ¹⁷ / ₃₂	21 ⁵ / ₁₆
51831*	B	INK DUCTOR	44819	1 ⁵ / ₁₆	18 ¹ / ₃₂	20 ³ / ₄

AQUA FLOW WATER SYSTEM ROLLERS

51813	W	WATER FORM	44814	2 ¹ / ₃₂	18 ¹ / ₄	18 ¹¹ / ₁₆
51853	U	WATER TRANSFER	44816	2 ¹ / ₂	19 ¹ / ₄	19 ⁷ / ₁₆
51852*	S	WATER DUCTOR	44818	1 ⁵ / ₁₆	18 ²⁹ / ₃₂	20 ³ / ₄

T-51 S1 COLOR HEAD for RYOBI MODEL 2800

INK SYSTEM ROLLERS

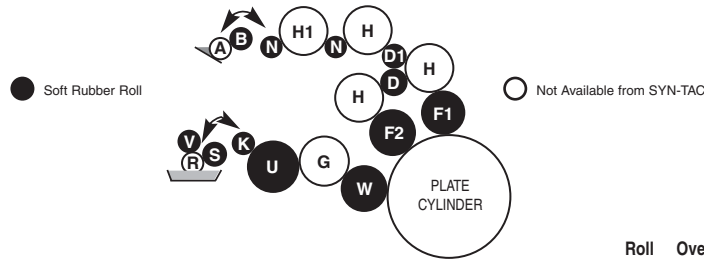
51814	F1	1st INK FORM	42813	1 ¹⁵ / ₁₆	11 ⁵ / ₈	11 ¹⁵ / ₁₆
51815	F2	2nd INK FORM	42814	2 ¹ / ₃₂	11 ⁵ / ₈	11 ¹⁵ / ₁₆
51814	F3	3rd INK FORM	42813	1 ¹⁵ / ₁₆	11 ⁵ / ₈	11 ¹⁵ / ₁₆
51824	L	INK TRANSFER	42815	2 ¹ / ₂	11 ³ / ₄	11 ¹⁵ / ₁₆
51825*	K	INK TRANSFER	42817	1 ⁵ / ₁₆	11 ²⁵ / ₃₂	11 ⁹ / ₁₆
51832*	B	INK DUCTOR	42819	1 ⁵ / ₁₆	11	14

AQUA FLOW WATER SYSTEM ROLLERS

51815	W	WATER FORM	42814	2 ¹ / ₃₂	11 ⁵ / ₈	11 ¹⁵ / ₁₆
51854	U	WATER TRANSFER	42816	2 ¹ / ₂	12 ¹ / ₂	12 ¹¹ / ₁₆
51855*	S	WATER DUCTOR	42818	1 ⁵ / ₁₆	11	14

* Bushings are NOT included.

**TOWNSEND T-51 AE COLOR HEAD for RYOBI 3200E
A.B. DICK MODELS 9800 & 9900 GS & QP25**



Syn-Tac Cat. No.	Key	Description	Mfg. Part No.	Roll Dia.	Roll Face Lgth.	Overall Shaft Lgth.
---------------------	-----	-------------	------------------	--------------	-----------------------	---------------------------

T-51 AE for RYOBI 3200E, A.B. DICK 9800 & 9900 GS & QP25

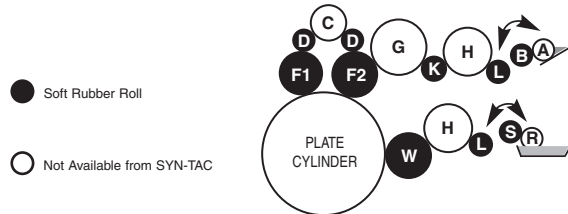
INK SYSTEM ROLLERS

51816	F1	1st INK FORM	50812	1 ¹⁵ / ₁₆	13 ³ / ₈	14 ¹ / ₄
51817	F2	2nd INK FORM	50813	2 ¹ / ₈	13 ³ / ₈	14 ¹ / ₄
51826*	D	INK TRANSFER	50831	1 ⁹ / ₁₆	13 ³ / ₈	20 ³ / ₄
51827*	D1	INK TRANSFER	50850	1 ¹ / ₂	13 ¹ / ₂	14 ⁵ / ₈
51828*	N	INK TRANSFER	50847	1 ³ / ₁₆	13 ¹ / ₂	14 ⁵ / ₈
51833*	B	INK DUCTOR	50819	1 ³ / ₈	13 ¹ / ₃₂	15 ³ / ₄

AQUA FLOW WATER SYSTEM ROLLERS

51817	W	WATER FORM	50813	2 ¹ / ₈	13 ³ / ₈	14 ¹ / ₄
51851	U	WATER TRANSFER	40816	2 ¹ / ₅	14 ¹ / ₄	14 ⁷ / ₁₆
51857*	K	WATER TRANSFER	15121	1 ⁹ / ₃₂	13 ¹ / ₂	15 ⁷ / ₁₆
51856*	V	WATER METERING	15117	1 ⁹ / ₃₂	14 ¹ / ₄	15 ²⁹ / ₃₂
51858*	S	WATER METERING DUCTOR	15118	1 ⁵ / ₃₂	13 ¹ / ₂	15 ²⁹ / ₃₂

**TOWNSEND T-51 AE COLOR HEAD for
RYOBI MODELS 2800, 3200 & 500N**



T-51 AE COLOR HEAD for RYOBI MODEL 2800

INK SYSTEM ROLLERS

51114	F1	1st INK FORM	38814	1 ¹⁵ / ₁₆	11 ³ / ₄	14 ¹ / ₄
51113	F2	2nd INK FORM	38813	2 ¹ / ₈	13 ⁹ / ₈	14 ¹ / ₄
51123*	D	INK TRANSFER	34818	1	11 ⁵ / ₈	14 ⁵ / ₁₆
51122*	K	INK TRANSFER	34817	1 ¹ / ₄	11 ⁵ / ₈	15 ³ / ₃₂
51153*	L	INK & WATER TRANSFER	34819	1 ¹ / ₈	12 ¹ / ₂	14 ¹ / ₄
51130*	B	INK DUCTOR	2818	1 ¹ / ₈	11	12 ³ / ₄

AQUA FLOW WATER SYSTEM ROLLERS

51113	W	WATER FORM	38813	2 ¹ / ₈	13 ⁵ / ₈	14 ¹ / ₄
51153*	L	INK & WATER TRANSFER	34819	1 ¹ / ₈	12 ¹ / ₂	14 ¹ / ₄
51153*	S	WATER DUCTOR	34819	1 ¹ / ₈	12 ¹ / ₂	14 ¹ / ₄

T-51 AE COLOR HEAD for RYOBI MODEL 3200

INK SYSTEM ROLLERS

51714	F1	1st INK FORM	39814	1 ¹⁵ / ₁₆	13 ¹ / ₄	16 ¹ / ₄
51713	F2	2nd INK FORM	39813	2 ¹ / ₈	13 ¹ / ₄	16 ¹ / ₄
51726*	D	INK TRANSFER	36818	1	13 ⁹ / ₁₆	16 ⁵ / ₁₆
51725*	K	INK TRANSFER	36817	1 ¹ / ₄	13 ⁹ / ₈	17 ³ / ₃₂
51720*	L	INK & WATER TRANSFER	18815	1 ¹ / ₈	13 ⁵ / ₈	16 ³ / ₈
51730*	B	INK DUCTOR	18818	1 ¹ / ₈	12 ³ / ₄	14 ³ / ₄

AQUA FLOW WATER SYSTEM ROLLERS

51713	W	WATER FORM	39813	2 ¹ / ₈	13 ¹ / ₄	16 ¹ / ₄
51720*	L	INK & WATER TRANSFER	18815	1 ¹ / ₈	13 ⁹ / ₈	16 ³ / ₈
51750*	S	WATER DUCTOR	18817	1 ¹ / ₈	13 ¹ / ₂	14 ³ / ₄

T-51 AE COLOR HEAD for RYOBI MODEL 500N

51718	F2	2nd INK FORM	35813	2 ¹ / ₈	19 ¹ / ₂	21 ³ / ₃₂
51718	W	WATER FORM	35813	2 ¹ / ₈	19 ¹ / ₂	21 ³ / ₃₂

*Bearings are NOT included.



SYN-TAC

FOLDER ROLLERS & ACCESSORIES

Water Fountain Bottles

**UNBREAKABLE • ONE QUART CAPACITY •
ALUMINUM VALVE — DOES NOT CORRODE**

These are replacement bottles for use on Multilith, A.B.Dick, ATF Chief 15 and 17, Crestline, Ditto, Davidson, Hamada, Kompac and Townsend— wherever this type of bottle is used as standard equipment.

**LONG LASTING • SEALS TIGHT — NO DRIP •
CLEANS QUICKLY • VISIBLE MARKING ON BOTTLE**




SYN-TAC Cat. No.	Description
10649	for Hamada
* 12049	for Multilith (old style) & ATF
** 12249	for Multilith (new style)
22049	for Davidson & Townsend T-51 (old style)
32R49	for Ryobi 3302, 3304
35049	for A.B.Dick & Crestline
51749	for Townsend T-51 (new stlye)
92K49	for Kompac

* The old style 1250 models have the water bottle #12049 attached to the fountain tray.

** The new style 1250-W uses water bottle #12249 which is mounted on the side of the press with a rubber hose connecting it to the fountain tray.

BAUM FOLDER MODEL 714 MARTIN YALE FOLDER MODEL 959



Syn-Tac Cat. No.	Key	Description	Mfg. Part No.	Roll Dia.	Roll Face Lgth.	Overall Shaft Lgth.
BAUM FOLDER MODEL 714						
ROLLERS						
••7BA60°	M	MAIN DRIVE ROLLER (Serial #88E027 and up)	53007-002	1 1/2	14 1/8	21 7/32
7BA61°	M	MAIN DRIVE ROLLER (Serial #88E026 and below)	45074-002	1 1/2	14 1/8	22 1/8
••7BA65°	I	FOLDING ROLLER	45073-002	1 1/2	14 1/8	15 27/32
7BA-K°	—	ROLLER KIT (4 rollers for model 714)	—	—	—	—

MARTIN YALE FOLDER MODEL 959						
ROLLERS						
•7MY60°	M	MAIN DRIVE ROLLER	WRA095034	1 1/2	14 15/16	20 3/16
•7MY65°	I	FOLDING ROLLER	WRA003015	1 1/2	14 13/16	17 13/16
•7MYB-K	—	BUSHINGS KIT (for Martin Yale 959)	—	—	—	—
7MY-K	—	ROLLER KIT PLUS BUSHINGS (4 rollers plus bushings for model 959)	—	—	—	—

° Bushings are NOT included.

•• Rollers included in kit


• Rollers and bushings included in kit

**ALL WATER SYSTEMS
ARE NOT THE SAME!**
CRESTLINE®, **TEMPEST®**,
POWDER PRO®
SIMPLY THE BEST



**EACH CRESTLINE IS DESIGNED AND
MANUFACTURED TO CARRY A SPECIFIC
AMOUNT OF WATER TO THE PLATE.**

Only the best components are used in **CRESTLINE** units. This minimizes the time you need to get the proper ink-water balance.



**EVERY TEMPEST IS DESIGNED USING
THERMISTOR TECHNOLOGY**

TEMPEST hot air dryers use ceramic coated semi conductors as their heat source instead of inferred bulbs. That's why the **TEMPEST** hot air dryer will never ignite your paper. As each sheet of paper passes by the **TEMPEST** it floats through a layer of heated air which accelerates ink drying.

**THE POWDER PRO METERS EXACT
AMOUNTS OF POWDER TO EACH SHEET**

As the powder is fluffed up in the **POWDER PRO** jar it is metered through a manifold. Then by even air pressure the **POWDER PRO** delivers a specific amount of powder to the sheet. This eliminates powder clumping and over or under spraying as the volume of powder changes in the jar.



DEMAND THE VERY BEST.
**CHOOSE *CRESTLINE*, *TEMPEST* AND
POWDER PRO as your next press
accessory.**

INDEX

CRESTLINE®, TEMPEST®, POWDER PRO®

Crestline Water Units	84
Crestline Parts for A.B. Dick and T-51	85, 86
Crestline Parts for Didde	86, 87
Crestline Parts for Hamada	87, 88, 89, 90
Crestline Parts for Heidelberg	91
Crestline Parts for Multilith	92
Crestline Parts for Ryobi / Itek	93, 94, 95
Crestline Parts for Sakurai	95
Crestline Parts for Toko	92
Dahlgren Parts	83
Powder Pro Units	96
Tempest Units	96
Waterboy Units	96

MANUFACTURER’S LIMITED WARRANTY

Crestline® and Altra Series®

Pamarco Global Graphics warrants to Owner that all parts and material used in the construction of the Crestline or Altra Series Dampener are free from any manufacturing defects. Pamarco shall repair or replace all defective parts and material (except rollers) for two (2) years from the date of installation. This limited warranty shall not cover labor, service and/or installation.

Powder Pro® Spraying System

Pamarco Global Graphics warrants to Owner that all parts and material used in the construction of the PowderPro sprayer are free from any manufacturing defects. Pamarco shall repair or replace all defective components (except pumps) for two (2) years from the date of installation. Pamarco shall repair or replace all defective pumps for a period of 1 year following date of installation. This limited warranty shall not cover labor, service and/or installation.

Tempest® Hot Air Drying System

Pamarco Global Graphics warrants to Owner that all parts and material used in the construction of the Tempest dryer are free from any manufacturing defect. Pamarco shall repair or replace with equal or like product all defective parts and materials for a period of one (1) year from date of installation. This limited warranty shall not cover labor, service and/or installation.

Copyright 2012—Pamarco Global Graphics.
Effective date, April 1, 2012
Specifications and prices are subject to change without notice.

PRINTED IN USA

Phone: (847) 459-6000
Fax: (800) 626-9211 or (847) 459-6277
Email orders to: syntac.orders@pamarcoglobal.com
www.pamarcoglobal.com

**ORIGINAL DAHLGREN ROLLERS and PARTS for:
A.B. DICK, HAMADA, HEIDELBERG, MULTI, RYOBI,
& TOKO**

Dahlgren Part No.	Description
60080100-00	FORM ROLL RY2800 (RUBBER)
60080102-00	FORM ROLL AB375 (RUBBER)
60080114-00	FORM ROLL AB DICK 385
60080137-00	FORM ROLLER AB3985C, RY 3302M (RUBBER)
60090139-00	TRANS.ROLL AB3985C (RUBBER)
60090139W-00	TRANSFER ROLLER - RYOBI 3302
60100106-00	METER ROLL AB375 (RUBBER)
60100114-00	METER ROLL AB385 (RUBBER)
60100136-00	TRANS. ROLL 9800C (RUBBER)
60290102-43	CLUTCH GEAR (43T)
60300100-26	T.R. GEAR (26T) (ALL)
60300100-38	M.R. GEAR (38T) (ALL)
60330101-18	M.R. DRIVE GEAR (18T) (ALL)
60330103-19	F.R. DRIVE GEAR (19T) AB/RY
60330105-01	MOTOR HUB GEAR BOSTON G1044
60330118-19	F.R. DRIVE GEAR,METRIC "B" RY
60330121-01	CLUTCH GEAR AB3985C (54T)
60350100-01	CLUSTER GEAR - 15T x 19T
60350104-01	CLUSTER GEAR "A" (18T x 19T)
60550253-01	FOLLOWER, 3985 / 3302
60710135-01	FOLLOWER, FLAT TOP
60710141-01	CAM, OSCILLATOR
60710142-01	FOLLOWER, ROUND TOP
60710146-10	OSC. ROLL AB375
60710189-10	OSC. ROLL AB3985C-11
60710279-01	FOLLOWER, BEARING TOP STYLE
92000460-00	BEARING, BALL SKF 6000-2RS
92100710-05	BUSHING, BRONZE (BOSTON B710-5)
92130068-06	BUSHING, BOSTON ONLY, FB68-6
92130068-08	BUSHING, BOSTON ONLY FB-68-8
92210003-05	CLUTCH (KK-17/ZZ-6203M)
94400011-10	MOTOR, BALDOR SPEC. # 30532-A or 23A471Z208G1
94410002-15	CONTROL - 240V MINARIK SQ216U
94410002-16	CONTROL - 120V RD16U MINARIK
96001139-45	BALL PLUNGER 1/4-20
96060103-08	ROLL PIN 3/32 x 1/2 LG.
96060103-12	ROLL PIN 3/32 X 3/4 LG.
96060104-11	ROLL PIN 1/8 x 11/16 OSC.
96099999-50	SPRING, EXTENSION #682
96100121-03	SPRING LEE #LC-042C-3
96100121-09	COMPRESSION SPRING LC 042C-5
96100140-01	SPRING, LEE LC-042G-1-M
97990100-01	MOTOR BRUSH (FITS BALDOR MOTOR 30532) (BP5066P01)
97990100-02	MOTOR WORM GEAR BALDOR BWM 1836
97990100-05	MOTOR BRUSH (FITS BALDOR MOTOR 23A471Z208G1)
97990100-15	GEAR W/ SHAFT ASSY. BGS 00663

CRESTLINE WATER UNITS

CRESTLINE DAMPENING UNITS FOR A.B.DICK, DIDDE, HAMADA, HEIDELBERG, AND RYOBI



Crestline Part No.	Description
A.B.DICK	
AGCDSAB980	A.B. DICK 9810 - 9850
AGCDSAB980THSW	A.B.DICK 9800 T-HEAD SWING AWAY
AGCDSAB987	A.B. DICK 9870
AGCDSAB987D	A.B. DICK 9870D
AGCDSAB9900	A.B.DICK 9900
AGCDSRY332OSC	A.B. DICK 9985 (per set)
AGCDSRY3302H	A.B. DICK 9995 (per set)
Additional guards required for presses with T-51 second color heads.	
DIDDE	
AGCSDSD1850	DIDDE 8.5
AGCSDDIMCP	DIDDE MCP
HAMADA	
AGCDSHM470	HAMADA E-47
AGCDSHM47SOSC	HAMADA 775/E47S SATELLITE ALTRA
AGCDSHM600	HAMADA 600
AGCDSHM665OSC	HAMADA 665 SATELLITE
AGCDSHM700	HAMADA 700
AGCDSHMC248	HAMADA C248 MOLLOTEN (discontinued)
AGCDSHMSU47	HAMADA SU 47 PARENT
HEIDELBERG	
AGCDSHE460OSC	HEIDELBERG GTO 46
AGCDSHE520OSC	HEIDELBERG GTO 52
RYOBI	
AGCDSRY280	RYOBI 2800/ITEK 960
AGCDSRY280THSW	RYOBI 280 T-HEAD SWING AWAY / AE
AGCDSRY320	RYOBI 3200/ITEK 975 (presses with serial number before 10239)
AGCDSRY320E	RYOBI 3200 EXTENDED (presses with serial number after 10239)
AGCDSRY320THSW	RYOBI 3200 T-HEAD SWING AWAY / AE
AGCDSRY32M	RYOBI 3200MCD/ITEK 985
AGCDSRY3302H	RYOBI 3302H ALTRA (set of 2)
AGCDSRY3304H	RYOBI 3304H ALTRA (set of 4)
AGCDSRY3302OSC	RYOBI 3302M ALTRA (set of 2)

NOTE: For models not listed call for availability
847-459-6000

ORIGINAL CRESTLINE PARTS for A.B.DICK & T-51 ON A.B.DICK



**FOUR ROLL SYSTEM
A.B. DICK**



**SIX ROLL SYSTEM
A.B. DICK T-51**

Crestline
Cat. No. Key ● Soft Rubber Roll Description ● Hard Rubber Roll

A.B. DICK 350/360 4 ROLL WATER UNIT

After serial #9008-02426 all units have a soft Pan, and a hard Metering.
Units with earlier serial numbers must be upgraded

X07-0101	W	FORM ROLLER, Soft (w/ roll pin)
X07-0318NS	R	PAN ROLLER Soft
X07-0401	T	OSCILLATOR ROLLER Hard
XSA-070201NS	S	METERING ROLLER ASSY. Hard (Roller, shaft, bearings, sleeves)
X06-108	—	SIDE FRAME BEARINGS (After Serial# 9304-10195) (Requires qty. 4)
X06-346038	—	SIDE FRAME THIN FLANGED BUSHING (Before Serial# 9304-10195) Requires qty. 2)

A.B. DICK 375 4 ROLL WATER UNIT

After serial #9008-02379 all units have a soft Pan, and a hard Metering.
Units with earlier serial numbers must be upgraded

X07-0104	W	FORM ROLLER Soft (w/ roll pin)
X07-0303NS	R	PAN ROLLER Soft
X07-0403	T	OSCILLATOR ROLLER Hard
XSA-070203NS	S	METERING ROLLER ASSY. Hard (Roller, shaft, bearings, sleeves)
X06-108	—	SIDE FRAME BEARING Sealed Ball Bearing (After Serial# 9304-10195) (Requires qty. 4)
X06-246038	—	SIDE FRAME Thick Flanged Bushing (Before Serial #9304-10195) (Requires qty. 2)
X06-346038	—	SIDE FRAME Thin Flanged Bushing (Before Serial #9304-10195) (Requires qty. 2)

A.B. DICK 8800 4 ROLL WATER UNIT

After serial #9008-02426 all units have a soft Pan, and a hard Metering.
Units with earlier serial numbers must be upgraded

X07-0101	W	FORM ROLLER Soft (w/ roll pin)
X07-0318NS	R	PAN ROLLER Soft
X07-0401	T	OSCILLATOR ROLLER Hard
XSA-070201NS	S	METERING ROLLER ASSY. Hard (Roller, shaft, bearings, sleeves)
X06-108	—	SIDE FRAME BEARING Sealed Ball Bearing (After Serial# 9211-8555) (Requires qty. 4)
X06-346038	—	SIDE FRAME Thin Flanged Bushing (Before Serial #9211-8555) (Requires qty. 4)

A.B. DICK 9800 / 9900 4 ROLL WATER UNIT

After serial #9008-02379 all units have a soft Pan, and a hard Metering.
Units with earlier serial numbers must be upgraded

X07-0104	W	FORM ROLLER Soft (w/ roll pin)
X07-0303NS	R	PAN ROLLER Soft
X07-0403	T	OSCILLATOR ROLLER Hard
XSA-070203NS	S	METERING ROLLER ASSY. Hard (Roller, shaft, bearings, sleeves)
X06-108	—	SIDE FRAME BEARING Sealed Ball Bearing (After Serial# 9211-8555) (Requires qty. 4)
X06-346038	—	SIDE FRAME Thin Flanged Bushing (Before Serial #9211-8555) (Requires qty. 2)

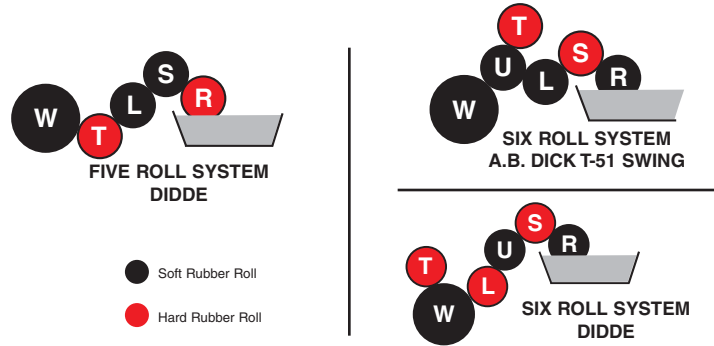
A.B. DICK 360 T-51 STATIONARY T-HEAD 6 ROLL WATER UNIT

X07-51110	W	FORM ROLLER Soft
X07-0322NS	R	PAN ROLLER Soft
X07-0420	T	OSCILLATOR ROLLER Hard
XSA-0702360TH	S	METERING ROLLER ASSY. Hard
XSA-070517	U	UPPER INTERMEDIATE ASSY. Soft (Roller, shaft, snap ring)
X07-51151	L	LOWER INTERMEDIATE Soft

A.B. DICK 9800 T-51 STATIONARY T-HEAD 6 ROLL WATER UNIT

X07-51710	W	FORM ROLLER Soft
X07-0325NS	R	PAN ROLLER Soft
X07-0422	T	OSCILLATOR ROLLER Hard
XSA-070298TH	S	METERING ROLLER ASSY. Hard
XSA-070521	U	UPPER INTERMEDIATE ASSY. Soft (Roller, shaft, snap ring)
X07-51750	L	LOWER INTERMEDIATE Soft

ORIGINAL CRESTLINE PARTS for A.B. DICK & DIDDE



Crestline
Cat. No. Key Description

A.B. DICK 9800 T-51 SWING AWAY T-HEAD 6 ROLL WATER UNIT

X07-51710	W	FORM ROLLER Soft
X07-0325NS	R	PAN ROLLER Soft
X07-0405	T	OSCILLATOR ROLLER Hard
XSA-070298SW	S	METERING ROLLER ASSY. Hard (Roller, shaft, snap ring, collar, roll pin)
XSA-070522	U	UPPER INTERMEDIATE ASSY. Soft (Roller, shaft, snap ring)
X07-51750	L	LOWER INTERMEDIATE Soft

DIDDE 8.5 OLD STYLE 6 ROLL WATER UNIT

X07-0126	W	FORM ROLLER, Soft (w/ roll pin)
X07-0328	R	PAN ROLLER Soft
X07-0404	T	OSCILLATOR ROLLER Hard
XSA-07D1850	S	METERING ROLLER ASSY. Hard (Roller, shaft, bearings, collars)
XSA-070528	U	UPPER INTERMEDIATE ASSY. Soft
XSA 070527	L	LOWER INTERMEDIATE Hard
X06-108	—	SIDE FRAME BEARINGS (4 per dampener)
X06-246063	—	FLANGED BUSHING, DRIVE SHAFT (Requires qty. 2)

DIDDE 8.5 ALTRA 5 ROLL WATER UNIT

X07-0133	W	FORM ROLLER Soft
X07-0353	R	PAN ROLLER Hard
X07-0429	T	OSCILLATOR ROLLER Hard
XSA-070242	S	METERING ROLLER ASSY. Soft (Roller, shaft, bearings, sleeves)
XSA-070537	L	INTERMEDIATE ASSY. Soft
X06-142	—	SEALED BALL BEARING
X06-153	—	SEALED BALL BEARING

DIDDE 11/17 OLD STYLE 5 ROLL WATER UNIT

X07-0133	W	FORM ROLLER Soft
X07-0337	R	PAN ROLLER Hard
X07-0429	T	OSCILLATOR ROLLER Hard
XSA-070238	S	METERING ROLLER ASSY. Soft (Roller, shaft, bearings, collar)
XSA-070531	L	INTERMEDIATE ASSY. Soft
X06-108	—	SIDE FRAME BEARING Sealed Ball Bearing (Requires qty. 2)
X06-107	—	SEALED BALL BEARING (Pan Shaft Requires qty. 2)
X06-103	—	SEALED BALL BEARING (Pivot Requires qty. 2)
X06-100	—	SEALED BALL BEARING (Form Roll Requires qty. 2)

DIDDE 11/17 ALTRA 5 ROLL WATER UNIT

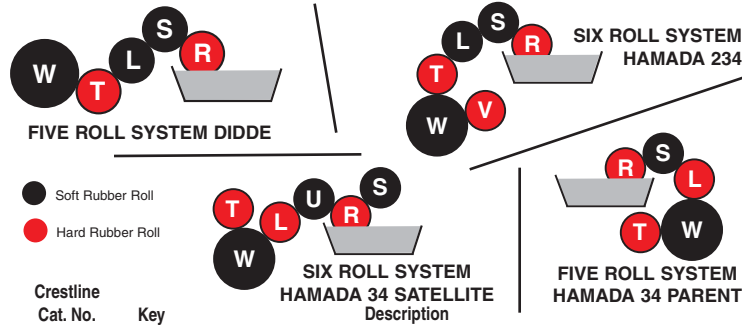
X07-0158	W	FORM ROLLER Soft
X07-0353	R	PAN ROLLER Hard
X07-0429	T	OSCILLATOR ROLLER Hard
XSA-070242	S	METERING ROLLER ASSY. Soft (Roller, shaft, bearings, collar)
XSA-070537	L	INTERMEDIATE ASSY. Soft
X06-101	—	SEALED BALL BEARING (Pan Shaft Requires qty. 2)
X06-100	—	SEALED BALL BEARING (Form Roll Requires qty. 2)

DIDDE MINICOM, MCP OLD STYLE 5 ROLL UNIT

X07-0136	W	FORM ROLLER Soft
X07-0337	R	PAN ROLLER Hard
X07-0434	T	OSCILLATOR ROLLER Hard
XSA-070238	S	METERING ROLLER ASSY. Soft (Roller, shaft, bearings, collar)
X07-0520	L	INTERMEDIATE ASSY. Soft
X06-108	—	SIDE FRAME BEARING Sealed Ball Bearing (Requires qty. 2)
X06-107	—	SEALED BALL BEARING (Pan Shaft Requires qty. 2)
X06-102	—	SEALED BALL BEARING (Pivot Requires qty. 2)

CRESTLINE PARTS

ORIGINAL CRESTLINE PARTS for DIDDE & HAMADA



DIDDE MINICOM, MCP ALTRA 5 ROLL UNIT

X07-0136	W	FORM ROLLER Soft
X07-0353	R	PAN ROLLER Hard
X07-0434	T	OSCILLATOR ROLLER Hard
XSA-070242	S	METERING ROLLER ASSY. Soft (Roller, shaft, bearings, collar)
XSA-070537	L	INTERMEDIATE ASSY. Soft
X06-101	—	SEALED BALL BEARING (Pan Shaft Requires qty. 2)
X06-130	—	SEALED BALL BEARING (Form Roll Requires qty. 2)

HAMADA 234 6 ROLL WATER UNIT

X07-0144	W	FORM ROLLER, Soft
XSA-070351	R	PAN ROLLER Hard
X07-0445	T	OSCILLATOR ROLLER Hard
XSA-070241	S	METERING ROLLER ASSY. Soft (Roller, shaft, snap rings)
XSA-070532	L	INTERMEDIATE ASSY. Soft (Roller, shaft, collars)
X07-0446	V	RIDER ROLLER Hard
X06-113	—	SIDE FRAME SEALED BALL BEARINGS (Requires qty. 2)
X06-101	—	SEALED BALL BEARING (Pan Roller Requires qty. 2)
X06-136	—	SEALED BALL BEARING (Pivot Requires qty. 2)

HAMADA RS34/VS34 PARENT, DU34 UPPER 5 ROLL WATER UNIT

X07-0143	W	FORM ROLLER Soft
X07-0350	R	PAN ROLLER Hard
X07-0442	T	OSCILLATOR/BRIDGE ROLLER Hard
XSA-070538	S	METERING ROLLER ASSY. Soft (Shaft, bearings, snap rings, roll pins)
XSA-070533	L	INTERMEDIATE ASSY. Hard (Shaft, bearings, snap rings, roll pins)
X06-113	—	SEALED BALL BEARING (Side Frame Requires qty. 4)
X06-101	—	SEALED BALL BEARING (Pivot Requires qty. 2)

HAMADA RS34/VS34 SATELLITE, DU 34 LOWER 6 ROLL UNIT

X07-0143	W	FORM ROLLER Soft
X07-0350	R	PAN ROLLER Hard
X07-0444	T	OSCILLATOR/BRIDGE ROLLER Hard
XSA-070240	S	METERING ROLLER ASSY. Soft (Shaft, washers, snap rings, roll pins)
XSA-070538	U	UPPER INTERMEDIATE ASSY. Soft (Shaft, bearings, snap ring, roll pins)
XSA-070533	L	LOWER INTERMEDIATE Hard (Shaft, bearings, snap rings, roll pins)
X06-113	—	SEALED BALL BEARING (Side Frame Requires qty. 4)
X06-101	—	SEALED BALL BEARING (Pivot Requires qty. 2)

HAMADA RS34/VS34 PARENT, DU34 UPPER PHASE II - 5 ROLL

X07-0143	W	FORM ROLLER Soft
X07-0350	R	PAN ROLLER Hard
X07-0444	T	OSCILLATOR/BRIDGE ROLLER Hard
XSA-070538	S	METERING ROLLER ASSY. Soft (Shaft, bearings, snap rings, roll pins)
XSA-070533	L	INTERMEDIATE ASSY. Hard (Shaft, bearings, snap rings, roll pins)
X06-113	—	SEALED BALL BEARING (Side Frame Requires qty. 4)
X06-101	—	SEALED BALL BEARING (Pivot Requires qty. 2)

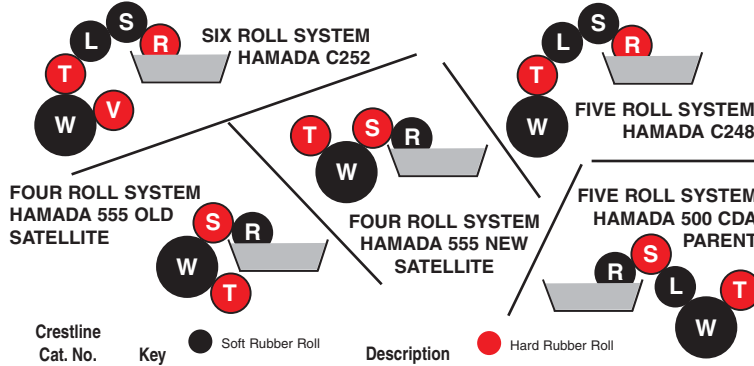
HAMADA RS/VS34 SATELLITE, DU34 LOWER PHASE II - 6 ROLL

On the DU34 Lower Phase II there is no Upper Intermediate roller, and the Metering roller is XSA-070538

X07-0143	W	FORM ROLLER Soft
X07-0350	R	PAN ROLLER Hard
X07-0444	T	OSCILLATOR/BRIDGE ROLLER Hard
XSA-070240	S	METERING ROLLER ASSY. Soft (Shaft, washers, snap rings, roll pins)
XSA-070538	U	UPPER INTERMEDIATE ASSY. Soft (Shaft, bearings, snap ring, roll pins)
XSA-070533	L	LOWER INTERMEDIATE Hard (Shaft, bearings, snap rings, roll pins)
X06-113	—	SEALED BALL BEARING (Side Frame Requires qty. 4)
X06-101	—	SEALED BALL BEARING (Pivot Requires qty. 2)

CRESTLINE PARTS

ORIGINAL CRESTLINE PARTS for HAMADA



HAMADA C248 5 ROLL WATER UNIT

X07-0145	W	FORM ROLLER Soft (w/ roll pin)
XSA-070330	R	PAN ROLLER Hard
X07-0439*	T	AUXILIARY OSCILLATOR ROLLER Hard
XSA-070228	S	METERING ROLLER ASSY. Soft (Roller, shaft, bearings, snap rings)
XSA-070529	L	INTERMEDIATE ASSY. Soft (Roller, shaft, bearings, collars)
X06-111	—	SIDE FRAME BEARING Sealed Ball Bearing (Requires qty. 2)
X06-112	—	SEALED BALL BEARING (Pan Roller Requires qty. 2)

*Large gear driven oscillator must be purchased from Hamada.

HAMADA C252 6 ROLL WATER UNIT

X07-0146	W	FORM ROLLER Soft
XSA-070354	R	PAN ROLLER Hard
X07-0448	T	OSCILLATOR ROLLER Hard
XSA-070220OSC	S	METERING ROLLER ASSY. Soft (Roller, shaft, bearings, snap rings)
XSA-070515OSC	L	INTERMEDIATE ASSY. Soft (Roller, shaft, bearings, collars)
X07-0603	V	AUXILIARY RIDER ROLLER Hard
X06-111	—	SEALED BALL BEARING Side Frame (Requires qty. 2)
X06-112	—	SEALED BALL BEARING (Pan Roller Requires qty. 2)
X06-113	—	SEALED BALL BEARING (Water Form Roller Requires qty. 2)

HAMADA 500 CDA PARENT 5 ROLL WATER UNIT

After serial #9012-03267 all units have a soft Pan, and a hard Metering. Units with earlier serial numbers must be upgraded

X07-0118	W	FORM ROLLER Soft
X07-0308NS	R	PAN ROLLER Soft
X07-0408	T	OSCILLATOR ROLLER Hard
XSA-070209NS	S	METERING ROLLER ASSY. Hard (Roller, shaft, bearings, collars)
XSA-070514	L	INTERMEDIATE ASSY. Soft (Roller, shaft, bearings, collars, roll pins)
X06-108	—	SEALED BALL BEARING Side Frame (Requires qty. 2)
X06-346038	—	THIN FLANGED BUSHING (Requires qty. 2) // 4 per unit before serial number 9211-08645
X06-103	—	SEALED BALL BEARING Pivot (Requires qty. 2)

HAMADA 555 OLD STYLE SATELLITE 4 ROLL WATER UNIT

After serial #9012-03267 all units have a soft Pan, and a hard Metering. Units with earlier serial numbers must be upgraded

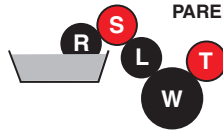
X07-0119	W	FORM ROLLER Soft
X07-0312NS	R	PAN ROLLER Soft
X07-0412	T	OSCILLATOR ROLLER Hard
XSA-070213NS	S	METERING ROLLER ASSY. Hard (Roller, shaft, e-clips)
X06-108	—	SEALED BALL BEARING Side Frame (After serial number 911-08613) Side Frame (Requires qty. 4)
X06-346038	—	THIN FLANGED BUSHING (Before serial number 9111-08613) Side Frame (Requires qty. 4)

HAMADA 555 NEW STYLE SATELLITE 4 ROLL WATER UNIT

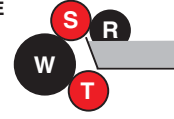
X07-0125	W	FORM ROLLER Soft
X07-0306	R	PAN ROLLER Soft
X07-0436	T	OSCILLATOR ROLLER Hard
XSA-070205	S	METERING ROLLER ASSY. Hard (Roller, shaft, e-clips)
X06-108	—	SEALED BALL BEARING Side Frame (Requires qty. 2)
X06-138	—	SEALED BALL BEARING Tie Bar lift shaft (Requires qty. 2)
X06-103	—	SEALED BALL BEARING End of Pan Roller (Requires qty. 2)

ORIGINAL CRESTLINE PARTS for HAMADA

FIVE ROLL SYSTEM HAMADA
600, 611/612, & 611/612 E
PARENT



FOUR ROLL SYSTEM
HAMADA 661/662,
& 661/662 E
SATELLITE



● Soft Rubber Roll

● Hard Rubber Roll

Crestline
Cat. No.

Key

Description

HAMADA 611/612 PARENT 5 ROLL WATER UNIT

After serial #9012-03267 all units have a soft Pan, and a hard Metering.
Units with earlier serial numbers must be upgraded

X07-0117	W	FORM ROLLER Soft
X07-0315NS	R	PAN ROLLER Soft
X07-0415	T	OSCILLATOR ROLLER Hard (After serial number 9304-10172)
X07-0408	T	OSCILLATOR ROLLER Hard (Before serial number 9304-10172)
XSA-070216NS	S	METERING ROLLER ASSY. Hard (Roller, shaft, bearings, collars)
XSA-070504	L	INTERMEDIATE ASSY. Soft (Roller, shaft, bearings, collars, roll pins)
X06-108	—	SEALED BALL BEARING Side Frame (Requires qty. 2)
X06-346038	—	THIN FLANGED BUSHING (Requires qty. 2) // 4 per unit before serial number 9211-08645
X06-103	—	SEALED BALL BEARING Pivot (Requires qty. 2)

HAMADA 611/612 E SERIES PARENT 5 ROLL WATER UNIT

After serial #9012-03267 all units have a soft Pan, and a hard Metering.
Units with earlier serial numbers must be upgraded

X07-0116	W	FORM ROLLER Soft
X07-0315NS	R	PAN ROLLER Soft
X07-0415	T	OSCILLATOR ROLLER Hard
XSA-070216NS	S	METERING ROLLER ASSY. Hard (Roller, shaft, bearings, collars)
XSA-070509	L	INTERMEDIATE ASSY. Soft (Roller, shaft, bearings, collars, roll pins)
X06-108	—	SEALED BALL BEARING (After serial number 9211-08645) Side Frame (Requires qty. 2)
X06-246038	—	THIN FLANGED BUSHING (Requires qty. 2) // 4 per unit before serial number 9211-08645
X06-103	—	SEALED BALL BEARING Pivot (Requires qty. 2)

HAMADA 661/662 SATELLITE 4 ROLL WATER UNIT

X07-0120	W	FORM ROLLER, Soft (w/ roll pin)
X07-0319	R	PAN ROLLER Soft
X07-0417	T	OSCILLATOR ROLLER Hard
XSA-070218NS	S	METERING ROLLER ASSY. Hard (Roller, shaft, collars)
X06-108	—	SEALED BALL BEARING (After serial number 9211-08613) Side Frame (Requires qty. 4)
X06-346038	—	THIN FLANGED BUSHING Before serial number 9211-08613 (Requires qty. 4)
X06-103	—	SEALED BALL BEARING Pivot (Requires qty. 2)

HAMADA 661/662 E SATELLITE 4 ROLL WATER UNIT

X07-0121	W	FORM ROLLER, Soft (w/ roll pin)
X07-0319	R	PAN ROLLER Soft
X07-0418	T	OSCILLATOR ROLLER Hard
XSA-070218NS	S	METERING ROLLER ASSY. Hard (Roller, shaft, collars)
X06-108	—	SEALED BALL BEARING (After serial number 9211-08613) Side Frame (Requires qty. 4)
X06-346038	—	THIN FLANGED BUSHING Before serial number 9211-08613 (Requires qty. 4)
X06-103	—	SEALED BALL BEARING Pivot (Requires qty. 2)

HAMADA 600 PARENT 5 ROLL UNIT

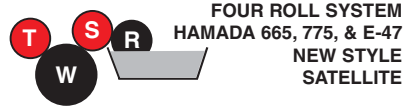
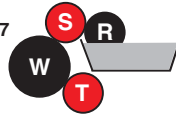
After serial #9012-03267 (Parent Only) have a soft Pan, and a hard Metering.
Units with earlier serial numbers must be upgraded

X07-0117	W	FORM ROLLER Soft
X07-0308NS	R	PAN ROLLER Soft
X07-0408	T	OSCILLATOR/BRIDGE ROLLER Hard
XSA-070209NS	S	METERING ROLLER ASSY. Hard (Roller, shaft, bearings, collars)
XSA-070504	L	INTERMEDIATE ASSY. Soft (Roller, shaft, bearings, collars, roll pins)
X06-108	—	SEALED BALL BEARING (After serial number 9211-08645) Side Frame (Requires qty. 2)
X06-346038	—	THIN FLANGED BUSHING Before serial number 9211-08645 (*Requires qty. 4) // after (Requires qty. 2)
X06-103	—	SEALED BALL BEARING Pivot (Requires qty. 2)

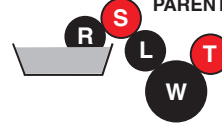
CRESTLINE PARTS

ORIGINAL CRESTLINE PARTS for HAMADA

FOUR ROLL SYSTEM
HAMADA 665, 775, & E-47
OLD STYLE SATELLITE



FIVE ROLL SYSTEM
HAMADA 700/E-47
PARENT



Crestline Cat. No. Key Description

● Soft Rubber Roll ● Hard Rubber Roll

HAMADA 665 OLD STYLE SATELLITE 4 ROLL UNIT

After serial #9012-03267 all units have a soft Pan, and a hard Metering.
Units with earlier serial numbers must be upgraded

X07-0113	W	FORM ROLLER Soft
X07-0312NS	R	PAN ROLLER Soft
X07-0412	T	OSCILLATOR/BRIDGE ROLLER Hard
XSA-070213NS	S	METERING ROLLER ASSY. Hard (Roller, shaft, e-clips)
X06-108	—	SEALED BALL BEARING (After serial number 9111-08613) Side Frame (Requires qty. 4)
X06-246038	—	THIN FLANGED BUSHING Before serial number 9111-08613 (Requires qty. 4)

°Dampener has silver side frames

HAMADA 665 NEW STYLE SATELLITE 4 ROLL WATER UNIT

X07-0107	W	FORM ROLLER Soft
XSA-070306	R	PAN ROLLER Soft
X07-0437	T	AUXILIARY OSCILLATOR ROLLER Hard
XSA-070205	S	METERING ROLLER ASSY. Hard (Roller, shaft, e-clips)
X06-108	—	SEALED BALL BEARING Side Frame (Requires qty. 2)
X06-138	—	SEALED BALL BEARING Tie Bar lift shaft (Requires qty. 2)
X06-103	—	SEALED BALL BEARING Pan Roller ends (Requires qty. 2)

°Dampener has black side frames

*Large gear driven oscillator must be purchased from Hamada.

HAMADA 700 / E-47 PARENT 5 ROLL WATER UNIT

After serial #9015-04273 (Parent only) have a soft Pan, and a hard Metering.
Units with earlier serial numbers must be upgraded

X07-0110	W	FORM ROLLER Soft
X07-0309NS	R	PAN ROLLER Soft
X07-0409	T	OSCILLATOR ROLLER Hard
XSA-070210NS	S	METERING ROLLER ASSY. Hard (Roller, shaft, bearings, collars)
XSA-070505	L	INTERMEDIATE ASSY. Soft (Roller, shaft, collars, roll pins)
X06-108	—	SEALED BALL BEARING Side Frame (Requires qty. 2)
X06-346038	—	THIN FLANGED BUSHING (Requires qty. 2) // 4 per unit before serial number 9211-08645
X06-103	—	SEALED BALL BEARING Pivot (Requires qty. 2)

HAMADA 775 / E-47S OLD STYLE SATELLITE 4 ROLL UNIT

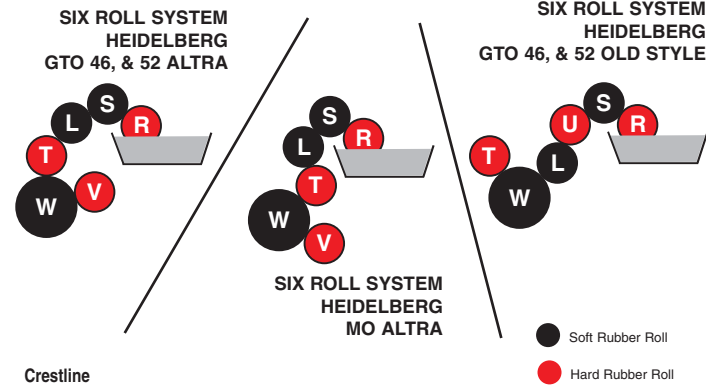
X07-0114	W	FORM ROLLER Soft
X07-0313NS	R	PAN ROLLER Soft
X07-0413	T	OSCILLATOR ROLLER Hard
XSA-070214NS	S	METERING ROLLER ASSY. Hard (Roller, shaft, e-clips)
X06-108	—	SEALED BALL BEARING After serial number 9111-08613 Side Frame (Requires qty. 4)
X06-346038	—	THIN FLANGED BUSHING Before serial number 9111-08613 Side Frame (Requires qty. 4)

HAMADA 775 / E-47S NEW STYLE SATELLITE 4 ROLL UNIT

X07-0142	W	FORM ROLLER Soft
XSA-070349	R	PAN ROLLER Soft
X07-0438	T	OSCILLATOR ROLLER Hard
XSA-070206	S	METERING ROLLER ASSY. Hard (Roller, shaft, e-clips)
X06-108	—	SEALED BALL BEARING Side Frame (Requires qty. 2)
X06-138	—	SEALED BALL BEARING Tie Bar lift shaft (Requires qty. 2)
X06-103	—	SEALED BALL BEARING End of Pan Roller (Requires qty. 2)

CRESTLINE PARTS

ORIGINAL CRESTLINE PARTS for HEIDELBERG



Crestline
Cat. No. Key Description

HEIDELBERG GTO 46 OLD STYLE 6 ROLL WATER UNIT

XSA-070140	W	FORM ROLLER ASSY. Soft (Roller gears keys)
X07-0316	R	PAN ROLLER Hard
X07-0416	T	OSCILLATOR ROLLER Hard
XSA-070217	S	METERING ROLLER ASSY. Soft (Roller, shaft, bearings collars)
XSA-070510	L	LOWER INTERMEDIATE Hard (Roller, shaft, bearings, collars, roll pins)
XSA-070511	U	UPPER INTERMEDIATE Soft (Roller, shaft, bearings, collars, roll pins)
X06-107	—	SEALED BALL BEARING Form & Pan Rollers

HEIDELBERG GTO 46 ALTRA 6 ROLL WATER UNIT

X07-0131	W	FORM ROLLER ASSY. Soft
X07-0316	R	PAN ROLLER Hard
X07-0427	T	OSCILLATOR ROLLER Hard
XSA-070217OSC	S	METERING ROLLER ASSY. Soft (Roller, shaft, bearings collars)
XSA-070511OSC	L	INTERMEDIATE Soft (Roller, shaft, bearings, collars, roll pins)
XSA-070611	V	AUX RIDER Hard
X06-107	—	SEALED BALL BEARING Form & Pan Rollers

HEIDELBERG GTO 52 OLD STYLE 6 ROLL WATER UNIT

XSA-070141	W	FORM ROLLER ASSY. Soft (Roller gears keys)
X07-0320	R	PAN ROLLER Hard
X07-0419	T	OSCILLATOR ROLLER Hard
XSA-070220	S	METERING ROLLER ASSY. Soft (Roller, shaft, bearings collars)
XSA-070516	L	LOWER INTERMEDIATE Hard (Roller, shaft, bearings, collars, roll pins)
XSA-070515	U	UPPER INTERMEDIATE Soft (Roller, shaft, bearings, collars, roll pins)
X06-107	—	SEALED BALL BEARING Form & Pan Rollers

HEIDELBERG GTO 52 ALTRA 6 ROLL WATER UNIT

X07-0130	W	FORM ROLLER Soft
X07-0320	R	PAN ROLLER Hard
X07-0426	T	OSCILLATOR ROLLER Hard
XSA-070220OSC	S	METERING ROLLER ASSY. Soft (Roller, shaft, bearings snap rings)
XSA-070515OSC	L	INTERMEDIATE Soft (Roller, shaft, bearings, collars, roll pins)
XSA-070612	V	AUX RIDER Hard
XSA-070441	—	AUX RIDER KIT (Bracket & spring assembly)

Special Notation!!! These part numbers apply to all models with serial number 9302-09604 and higher except as follows:

9303-09553	9303-09642 to 9303-09645
9303-09804 to 9303-09807	9306-10605
9306-10606	9307-10864

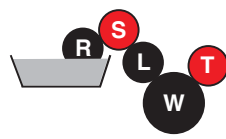
HEIDELBERG MO ALTRA 6 ROLL WATER UNIT

X07-0137	W	FORM ROLLER, Soft
X07-0339	R	PAN ROLLER Hard
X07-0433	T	OSCILLATOR ROLLER Hard
X07-0236	S	METERING ROLLER Soft
X07-0534	L	INTERMEDIATE Soft
X07-0609	J	BRIDGE ROLLER Hard (Roller, shaft, bearings, collars, roll pins)
X06-101	—	SEALED BALL BEARING Metering, Intermediate & Bridge rollers
X06-113	—	SEALED BALL BEARING Form roller

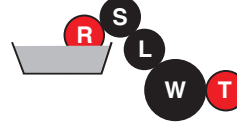
CRESTLINE PARTS

ORIGINAL CRESTLINE PARTS for MULTILITH, & TOKO

FIVE ROLL SYSTEM
MULTI1250, 1360,
1650,1850, & 1960



FIVE ROLL SYSTEM
MULTI 1218, & TOKO 4700



● Soft Rubber Roll

● Hard Rubber Roll

Crestline
Cat. No.

Key

Description

MULTI 1250 SINGLE & DUAL LEVER 5 ROLL WATER UNIT

After serial #9108-04806 all units have a soft Pan, and a hard Metering.
Units with earlier serial numbers must be upgraded

X07-0112	W	FORM ROLLER Soft (with set collar)
X07-0311NS	R	PAN ROLLER Soft (with set collar)
X07-0411	T	OSCILLATOR ROLLER Hard
XSA-070212NS	S	METERING ROLLER ASSY. Hard (Roller, shaft, clips bearings, collars)
XSA-070507	L	INTERMEDIATE ASSY.Soft (Roller, shaft, clips, collars, roll pins)
X06-108	—	SEALED BALL BEARING (After serial number 9206-07319) Side Frame (Requires qty. 4)
X06-346038	—	THIN FLANGED BUSHING Before serial number 9206-07319 Side Frame (Requires qty. 4)

MULTI 1360/1650 5 ROLL WATER UNIT

All units have a soft Pan, and a hard Metering.
Units with old style rollers must be upgraded

X07-0115A	W	FORM ROLLER Soft
X07-0314NS	R	PAN ROLLER Soft
X07-0414A	T	OSCILLATOR ROLLER Hard
XSA-070215NS	S	METERING ROLLER ASSY. Hard (Roller, shaft, clips, collars)
XSA-070508A	L	INTERMEDIATE ASSY.Soft (Roller, shaft, clips, collars, roll pins)
X06-108	—	SEALED BALL BEARING (After serial number 9206-07319) Side Frame (Requires qty. 4)
X06-346038	—	THIN FLANGED BUSHING (Before serial number 9206-07319) Side Frame (Requires qty. 4)

MULTI 1850 5 ROLL WATER UNIT

X07-0110	W	FORM ROLLER Soft
X07-0309NS	R	PAN ROLLER Soft
X07-0409	T	OSCILLATOR ROLLER Hard
XSA-070210NS	S	METERING ROLLER ASSY. Hard (Roller, shaft, bearings, collars)
XSA-070505	L	INTERMEDIATE ASSY.Soft (Roller, shaft, bearings, collars, roll pins)
X06-108	—	SEALED BALL BEARING (After serial number 9211-08645) Side Frame (Requires qty. 2)
X06-246038	—	THIN FLANGED BUSHING (After serial number 9211-08645) Side Frame (Requires qty. 2)
X06-246038	—	THIN FLANGED BUSHING (Before serial number 9211-08645) Side Frame (Requires qty. 4)

MULTI 1960 5 ROLL WATER UNIT

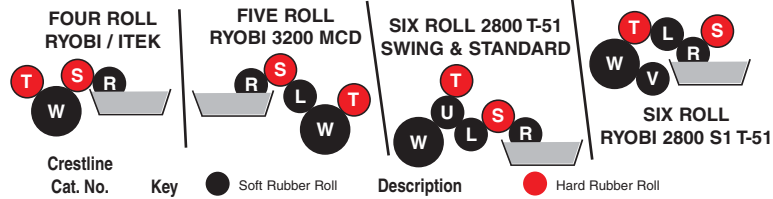
X07-0110	W	FORM ROLLER Soft
X07-0309NS	R	PAN ROLLER Soft
X07-0409	T	OSCILLATOR ROLLER Hard
XSA-070210NS	S	METERING ROLLER ASSY. Hard (Roller, shaft, bearings, collars)
XSA-070505	L	INTERMEDIATE ASSY.Soft (Roller, shaft, bearings, collars, roll pins)
X06-108	—	SEALED BALL BEARING Side Frame (Requires qty. 4)

MULTI 1218 / TOKO 4700 5 ROLL WATER UNIT

X07-0111	W	FORM ROLLER Soft
X07-0310	R	PAN ROLLER Hard
X07-0415	T	OSCILLATOR ROLLER Hard
XSA-070211	S	METERING ROLLER ASSY. Soft (Roller, shaft, bearings, collars)
XSA-070506	L	INTERMEDIATE ASSY. Soft (Roller, shaft, bearings, collars, roll pins)
X06-108	—	SEALED BALL BEARING (After serial number 9304-09982) Side Frame (Requires qty. 4)
X06-346038	—	THIN FLANGED BUSHING Before serial number 9304-09982 Side Frame (Requires qty. 4)
X06-324031	—	FLANGED BUSHING (Requires qty. 2)
X06-103	—	SEALED BALL BEARING Pivot (Requires qty. 2)

CRESTLINE PARTS

ORIGINAL CRESTLINE PARTS for RYOBI / ITEK, & T51



RYOBI 2700 / 2800 ITEK 950 / 960 4 ROLL WATER UNIT

After serial #9008-02409 all units have a soft Pan, and a hard Metering.
Units with earlier serial numbers must be upgraded

Cat. No.	Key	Description
X07-0102	W	FORM ROLLER Soft
X07-0301NS	R	PAN ROLLER Soft
X07-0401	T	OSCILLATOR ROLLER Hard
XSA-070201NS	S	METERING ROLLER ASSY. Hard (Roller, shaft, bearings, sleeves)
X06-108	—	SEALED BALL BEARING After serial number 9212-0895 Side Frame (Requires qty. 4)
X06-346038	—	THIN FLANGED BUSHING Before serial number 9304-10195 Side Frame (Requires qty. 4)

RYOBI 2800 T-51 STATIONARY T HEAD 6 ROLL WATER UNIT

X07-51113	W	FORM ROLLER ASSY. Soft
X07-0323NS	R	PAN ROLLER Soft
X07-0401	T	OSCILLATOR ROLLER Hard
XSA-070221NS	S	METERING ROLLER ASSY. Hard (Roller, shaft, collars, roll pin)
X07-51120	L	LOWER INTERMEDIATE Soft
XSA-070518	U	UPPER INTERMEDIATE Soft (Roller, shaft, collars)

RYOBI 2800 T-51 SWING-AWAY T HEAD 6 ROLL WATER UNIT

X07-51113	W	FORM ROLLER ASSY. Soft
X07-0323NS	R	PAN ROLLER Soft
X07-0401	T	OSCILLATOR ROLLER Hard
XSA-070221NS	S	METERING ROLLER ASSY. Hard (Roller, shaft, collars, roll pin)
X07-51120	L	LOWER INTERMEDIATE Soft
XSA-070518SW	U	UPPER INTERMEDIATE Soft (Roller, shaft, collars)

RYOBI 2800 S1 T HEAD 6 ROLL WATER UNIT

X07-0161	W	FORM ROLLER Soft
X07-0365	R	PAN ROLLER Soft
X07-0460	T	OSCILLATOR ROLLER Hard
XSA-07023	S	METERING ROLLER ASSY. Hard (Roller, shaft, bearings sleeves)
XSA-07021	L	INTERMEDIATE ASSY. Hard
XSA-07022	V	RIDER ROLLER ASSY. Soft
X06-107	—	SEALED BALL BEARING Side Frame

RYOBI 3200 / ITEK 975 4 ROLL WATER UNIT

After serial #9008-02468 all units have a soft Pan, and a hard Metering.
Units with earlier serial numbers must be upgraded

X07-0103	W	FORM ROLLER Soft
X07-0302NS	R	PAN ROLLER Soft
X07-0402	T	OSCILLATOR ROLLER Hard
XSA-070202NS	S	METERING ROLLER ASSY. Hard (Roller, shaft, bearings sleeves)
X06-108	—	SEALED BALL BEARING (After serial number 9212-08950) Side Frame (Requires qty. 4)
X06-346038	—	THIN FLANGED BUSHING Before serial number 9304-08950 Side Frame (Requires qty. 4)

RYOBI 3200E 4 ROLL WATER UNIT

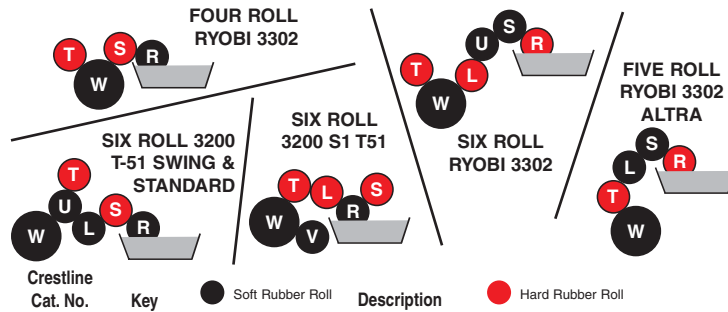
X07-0106	W	FORM ROLLER, Soft
X07-0352	R	PAN ROLLER Soft
X07-0403	T	OSCILLATOR ROLLER Hard
XSA-070243	S	METERING ROLLER Hard (Roller, shaft, bearings sleeves)
X06-108	—	SEALED BALL BEARING Side Frame (Requires qty. 4)

RYOBI 3200 MCD / ITEK 985 5 ROLL WATER UNIT

After serial #9010-02735 all units have a soft Pan, and a hard Metering.
Units with earlier serial numbers must be upgraded

X07-0106	W	FORM ROLLER Soft
XSA-070305NS	R	PAN ROLLER Soft
X07-0405	T	OSCILLATOR ROLLER Hard
XSA-070208NS	S	METERING ROLLER ASSY. Hard (Roller, shaft, bearings, collars)
XSA-070501NS	L	INTERMEDIATE ASSY. Soft (Roller, shaft, bearings, collars, roll pins)
X06-108	—	SEALED BALL BEARING (After serial number 9301-0000) Side Frame (Requires qty. 4)
X06-346038	—	THIN FLANGED BUSHING Before serial number 9301-0000 Side Frame (Requires qty. 4)

ORIGINAL CRESTLINE PARTS for RYOBI



RYOBI 3200 / 3200MCD T-51 STATIONARY 6 ROLL WATER UNIT

X07-51713	W	FORM ROLLER Soft
X07-0325NS	R	PAN ROLLER Soft
X07-0403	T	OSCILLATOR ROLLER Hard
XSA-070222NS32	S	METERING ROLLER ASSY. Hard (Roller, shaft, collars, roll pins)
X07-51720	L	LOWER INTERMEDIATE Soft
XSA-070520	U	UPPER INTERMEDIATE ASSY. Soft (Roller, shaft, collars)

RYOBI 3200 / 3200MCD T-51 SWING-AWAY 6 ROLL WATER UNIT

X07-51713	W	FORM ROLLER Soft
X07-0325NS	R	PAN ROLLER Soft
X07-0403	T	OSCILLATOR ROLLER Hard
XSA-070222NS32	S	METERING ROLLER ASSY. Hard (Roller, shaft, collars, roll pins)
X07-51720	L	LOWER INTERMEDIATE Soft
XSA-070520SW	U	UPPER INTERMEDIATE ASSY. Soft (Roller, shaft, collars)

RYOBI 3200 S1 T HEAD 6 ROLL WATER UNIT

X07-0153	W	FORM ROLLER Soft
X07-0361	R	PAN ROLLER Soft
X07-0455	T	OSCILLATOR ROLLER Hard
XSA-07009	S	METERING ROLLER ASSY. Hard (Roller, shaft, bearings, sleeves)
XSA-07008	L	INTERMEDIATE ASSY. Hard
XSA-07007	V	RIDER ROLLER ASSY. Soft
X06-107	—	SEALED BALL BEARING Side Frame
X06-246038	—	THIN FLANGED BUSHING (After serial number 9211-08645) Side Frame (Requires qty. 2)

RYOBI 3302M 4 ROLL WATER UNIT

After serial #9006-02079 all units have a soft Pan, and a hard Metering.
Units with earlier serial numbers must be upgraded

X07-0105	W	FORM ROLLER Soft
X07-0304NS	R	PAN ROLLER Soft
X07-0404	T	OSCILLATOR ROLLER Hard
XSA-070204NS	S	METERING ROLLER ASSY. Hard (Roller, shaft, bearings, collars)
X06-108	—	SEALED BALL BEARING for replacement Side Frames (Requires 4)
X06-346038	—	THIN FLANGED BUSHING for original equip. Side Frame (Requires 4)

RYOBI 3302M 6 ROLL WATER UNIT

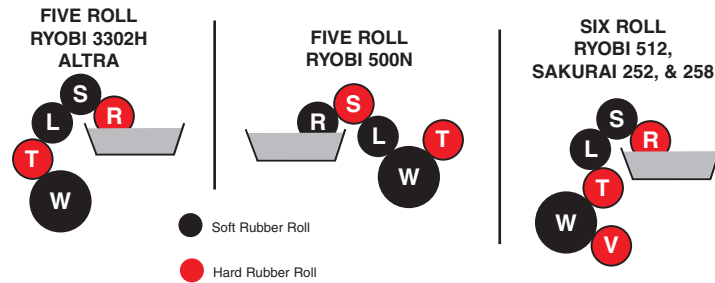
X07-0105	W	FORM ROLLER Soft
X07-0321	R	PAN ROLLER Hard
X07-0404	T	OSCILLATOR ROLLER Hard
XSA-070219	S	METERING ROLLER ASSY. Soft (Roller, shaft, washers, collars)
XSA-070512	L	LOWER INTERMEDIATE ASSY. Hard (Roller, shaft, bearings, collars, roll pin)
XSA-070513	U	UPPER INTERMEDIATE ASSY. Soft (Roller, shaft, bearings, collars, roll pin)
X06-108	—	SEALED BALL BEARING (After serial number 9209-08127) Side Frame (Requires qty. 4)
X06-346038	—	THIN FLANGED BUSHING (Before serial number 9209-08127) Side Frame (Requires qty. 4)

RYOBI 3302M ALTRA SERIES 5 ROLL WATER UNIT

X07-0135	W	FORM ROLLER Soft
XSA-070338	R	PAN ROLLER Hard (with X06-013)
XSA-070431	T	OSCILLATOR ROLLER Hard
XSA-070257	S	METERING ROLLER ASSY. Soft (Roller, shaft, bearings, snap rings)
XSA-07006	L	INTERMEDIATE ASSY. Soft (Roller, tie bar, bearings, collars)
X06-108	—	SEALED BALL BEARING Side Frame (Requires qty. 2)
X06-130	—	SEALED BALL BEARING Pan Roller (Requires qty. 2)
X06-103	—	SEALED BALL BEARING Internal Metering (Requires qty. 2)

CRESTLINE PARTS

ORIGINAL CRESTLINE PARTS for RYOBI & SAKURAI



Crestline
 Cat. No. Key Description

RYOBI 3302H ALTRA SERIES 5 ROLL WATER UNIT

X07-0168	W	FORM ROLLER Soft
XSA-070338	R	PAN ROLLER Hard (with X06-013)
X07-0467	T	OSCILLATOR ROLLER Hard
XSA-070257	S	METERING ROLLER ASSY. Soft (Roller, shaft, bearings, snap rings)
XSA-07006	L	INTERMEDIATE ASSY. Soft (Roller, tie bar, bearings, collars)
X06-108	—	SEALED BALL BEARING Side Frame (Requires qty. 2)
X06-130	—	SEALED BALL BEARING Pan Roller (Requires qty. 2)
X06-103	—	SEALED BALL BEARING Internal Metering (Requires qty. 2)

RYOBI 500N 5 ROLL WATER UNIT

After serial #9110-05373 all units have a soft Pan, and a hard Metering.
 Units with earlier serial numbers must be upgraded

X07-0108	W	FORM ROLLER ASSY. Soft
X07-0307NS	R	PAN ROLLER Soft
X07-0407	T	OSCILLATOR ROLLER Hard
XSA-070207NS	S	METERING ROLLER ASSY. Hard (Roller, shaft, bearings, collars)
XSA-070503	L	INTERMEDIATE ASSY. Soft (Roller, shaft, bearings, collars, roll pin)
X06-108	—	SEALED BALL BEARING (After serial number 9211-08645) Side Frame (Requires qty. 4)
X06-346038	—	THIN FLANGED BUSHING (Before serial number 9211-08645) Side Frame (Requires qty. 4)

RYOBI 512 ALTRA 6 ROLL WATER UNIT

X07-0138	W	FORM ROLLER ASSY. Soft
XSA-070347	R	PAN ROLLER Hard (with X06-101)
X07-0435	T	OSCILLATOR ROLLER Hard
XSA-07005	S	METERING ROLLER ASSY. Soft (Roller, shaft, bearings, snap rings)
XSA-070535	L	INTERMEDIATE ASSY. Soft (Roller, tie bar, bearings, washers)
XSA-070607	V	RIDER ROLLER ASSY. (Roller, shaft, bearings, collars, bushings)
X06-101	—	SEALED BALL BEARING Pan Roller
X06-120	—	SEALED BALL BEARING Side Frame

SAKURAI 252 6 ROLL WATER UNIT

X07-0149	W	FORM ROLLER Soft
XSA-070357	R	PAN ROLLER Hard (with X06-112)
X07-0451	T	OSCILLATOR ROLLER Hard
X07-0245	S	METERING ROLLER Soft
X07-0540	L	INTERMEDIATE ROLLER Soft
X07-0608	V	RIDER ROLLER Hard
X06-115	—	SEALED BALL BEARING Side Frame
X06-112	—	SEALED BALL BEARING Pan Shaft
X06-115	—	SEALED BALL BEARING Form Drive Shaft

SAKURAI 258 6 ROLL WATER UNIT

X07-0127	W	FORM ROLLER Soft
XSA-070327	R	PAN ROLLER Hard (with X06-112)
X07-0424	T	OSCILLATOR ROLLER Hard
X07-0224	S	METERING ROLLER Soft
X07-0526	L	INTERMEDIATE ROLLER Soft
X07-0605	V	AUX. RIDER ROLLER Hard
X06-115	—	SEALED BALL BEARING Side Frame
X06-112	—	SEALED BALL BEARING Pan Shaft
X06-113	—	SEALED BALL BEARING Form Drive Shaft


POWDER PRO, TEMPEST, & WATERBOY

POWDER PRO & TEMPEST UNITS FOR A.B.DICK, HAMADA, HEIDELBERG, & RYOBI

WATERBOY PLUS CIRCULATION SYSTEM



Powder Pro



Tempest



Waterboy

Powder Pro
Part No.

Description

POWDER PRO for A.B.DICK	
AGPPSRY332	A.B. DICK 9985 / 9995
POWDER PRO for HAMADA	
AGPPSHM234	HAMADA 234
AGPPSHM234A	HAMADA 234A
AGPPSHMC248	HAMADA C248 / C252
AGPPSHME47NS	HAMADA E47
POWDER PRO for HEIDELBERG	
AGPPSQM46	HEIDELBERG QUICKMASTER (not a DI unit, 1 or 2 color)
POWDER PRO for RYOBI	
AGPPSRY280	RYOBI 2800
AGPPSRY320	RYOBI 3200 / 3200MCD
AGPPSRY3302H	RYOBI 3302H
AGPPSRY332	RYOBI 3302M
AGPPSRY3304	RYOBI 3304
TEMPEST for A.B.DICK	
AGTEMP3302NS	A.B. DICK 9985 / 9995
TEMPEST for HAMADA	
AGTEMPHM234A	HAMADA 234A
AGTEMPHM234NS	HAMADA H234
AGTEMPC248	HAMADA C248
AGTEMPC252	HAMADA C252
TEMPEST for HEIDELBERG	
AGTEMPQM46NS	HEIDELBERG QUICKMASTER 46 (not DI unit, 1 or 2 color) (DI available as combo)
TEMPEST for RYOBI	
AGTEMP2800NS	RYOBI 2800
AGTEMP3200NS	RYOBI 3200 NS
AGTEMP3300	RYOBI 3300CR
AGTEMP3302NS	RYOBI 3302M
AGTEMP3302H	RYOBI 3302H
AGTEMP3304NS	RYOBI 3304
AGTEMPRY512NS	RYOBI 512
AGTEMPRY522	RYOBI 522 / 524
AGTEMPRY522HE	RYOBI 522HE / 524HE
AGTEMPRY522HX	RYOBI 522HX / 524HX
POWDER PRO & TEMPEST COMBO	
AGCOMBHM452	HAMADA B452
AGCOMBQM46DI	HEIDELBERG QM 46DI

Waterboy
Part No.

Description

WATERBOY PLUS CIRCULATION SYSTEM	
AGCRN05XX3012	2 COLOR PRESSES ONLY
XSA-HM234PANKIT	PAN KIT for HAMADA 234
XSA-3302PANKIT	PAN KIT for RYOBI 3302

**SOFT RUBBER ROLLER KITS**

Press Make & Model	Part Number	Page in Cat
BAUM 714	7BA-K	80
A.B. DICK 360	360-K	4
A.B. DICK 360 PRO	360-PK	4
A.B. DICK 9800	375-K	5
A.B. DICK 9800 PRO	375-PK	5
ATF CHIEF 15	150-K	10
ATF CHIEF 17	170-K	11
CRESTLINE rollers for HAMADA 234	CL23-K	16
CRESTLINE rollers for RYOBI 3302 5 ROLLER ALTRA	CL33-K5	13
CRESTLINE rollers for RYOBI 3302 6 ROLLER UNIT	CL33-K6	13
HALM JET	66J-K	23
HAMADA 600	106-K	25
HAMADA H234	234H-K	28
HEIDELBERG QMDI	34H-K3	38
HEIDELBERG QM46 (main unit)	34H-K1	39
HEIDELBERG QM46 (second unit)	34H-K2	39
HEIDELBERG GTO 52	52H-K	41
HEIDELBERG 10 X 15 WINDMILL	37H-K	43
MARTIN YALE 959 BUSHING	7MYB-K	80
MARTIN YALE 959 ROLLER	7MY-K	80
MULTILITH 1250LW	122-K	52
RYOBI 2800 (old style ductor)	280-K	60
RYOBI 2800 (new style ductor)	281-K	60
RYOBI 3200	320-K	60
RYOBI 3200 (wide)	321-K	59, 60, 63
RYOBI 3302-3304 (with new style ink ductor)	32R-K	62, 63
RYOBI 3302-3304 (with old style ink ductor)	32R-KOS	62
RYOBI 3404 DI	34R-KDI	61
RYOBI 3404 DI (16 roller form kit for all four units)	34R-KDIF	61
RYOBI 520 SERIES	52R-K	65
RYOBI 520 SERIES WATER KIT	52R-KW	65
RYOBI 52DI	54R-KDI	66
RYOBI 52DI (36 rollers for all four units)	54R-KDI4	66
TOWNSEND T-51 FOR A.B. DICK 9800	517-K	75

CRESTLINE[®]

Catalog #23



POWERED

by

PAMARCO

Global Graphics



www.pamarcoglobal.com