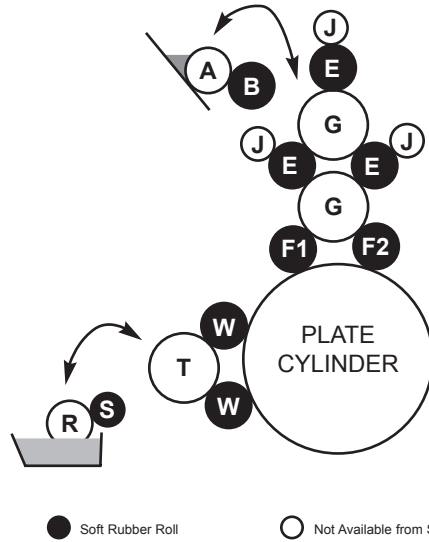
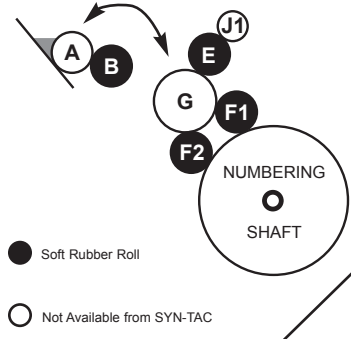


**DIDDE-GLASER TANDEMER 8 1/2, APOLLO & IBM REPRODUCER**

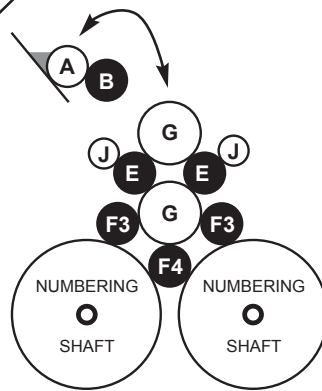


Syn-Tac Cat. No.	8 1/2	1713 -A	1713 -B	Description	Mfg. Part No.	Roll Dia.	Roll Face Lgth.	Overall Shaft Lgth.
<b>INK SYSTEM ROLLERS</b>								
11010	F1	F1	—	INK FORM (large)	221-337	1 5/16	13 11/32	15 3/8
11011	F2	F2	—	INK FORM (small)	221-338	1 3/16	13 11/32	15 3/8
11012	—	—	F3	INK FORM (large)	232-030	1 15/16	13 1/2	15 1/2
11013	—	—	F4	INK FORM (small)	232-031	1 3/4	13 1/2	15 1/2
11020	E	E	E	INTERMEDIATE INK RIDER	221-788	1 1/4	14 1/8	17 3/16
11030	B	B	B	INK DUCTOR	221-128	1 5/16	14	16
<b>MOLLETON WATER SYSTEM ROLLERS</b>								
11040	W	—	—	WATER FORM	221-340	1 1/8	13 1/2	15 3/8
11041	W	—	—	3M WATER FORM (3M sleeve #13014 not included)	221-438	1 5/16	13 5/8	15 3/8
11050	S	—	—	WATER DUCTOR	221-131	1 1/8	14	15 5/8

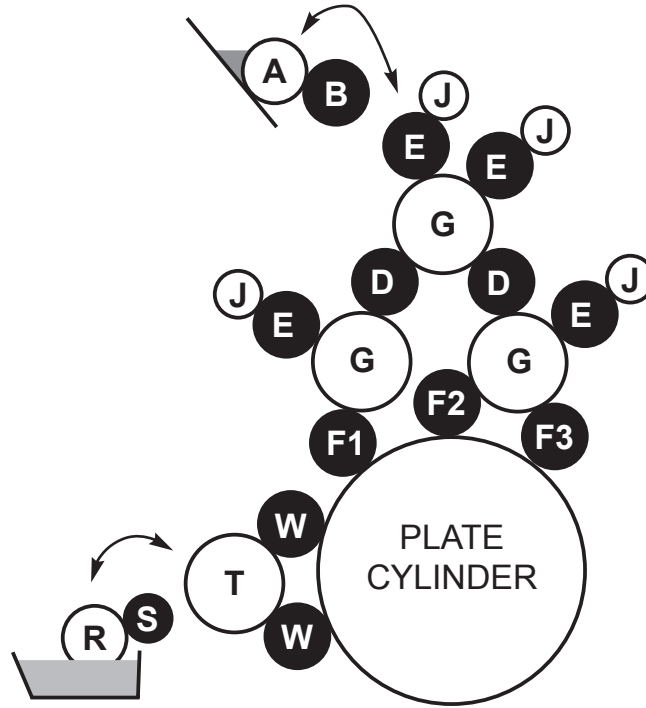
**DIDDE-GLASER MODEL 1713-A**  
(numbering & imprinting unit)



**DIDDE-GLASER MODEL 1713-B**  
(double shaft imprinting unit)



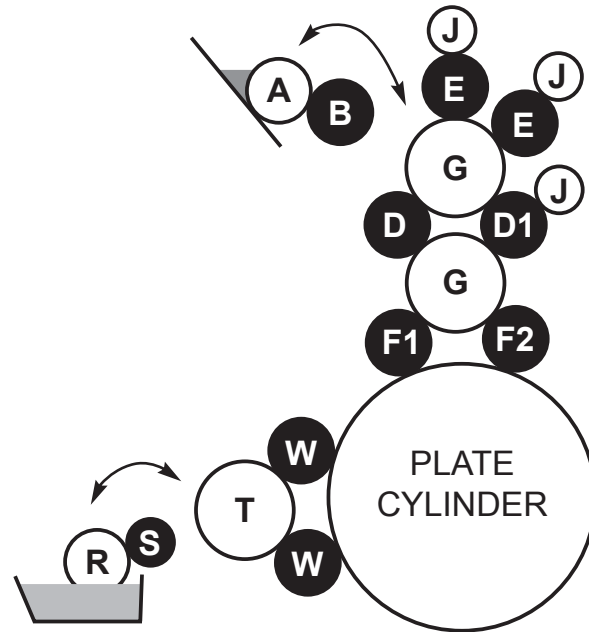
**DIDDE-GLASER TANDEM MODEL 17**  
 (with 17" cutoff)  
 MODEL OP1713A & OP1713B



● Soft Rubber Roll      ○ Not Available from SYN-TAC

Syn-Tac Cat. No.	Key	Description	Mfg. Part No.	Roll Dia.	Roll Face Lgth.	Overall Shaft Lgth.
<b>INK SYSTEM ROLLERS</b>						
11110	F1	INK FORM (large)	223-585	2	13 <sup>3</sup> / <sub>8</sub>	15 <sup>3</sup> / <sub>8</sub>
11111	F3	INK FORM (medium)	223-583	1 <sup>15</sup> / <sub>16</sub>	13 <sup>3</sup> / <sub>8</sub>	15 <sup>3</sup> / <sub>8</sub>
11112	F2	INK FORM (small)	223-549	1 <sup>3</sup> / <sub>4</sub>	13 <sup>3</sup> / <sub>8</sub>	15 <sup>3</sup> / <sub>8</sub>
11020	E	INTERMEDIATE INK RIDER	221-788	1 <sup>1</sup> / <sub>4</sub>	14 <sup>1</sup> / <sub>8</sub>	17 <sup>3</sup> / <sub>16</sub>
11120	D	INK DISTRIBUTOR	223-547	1 <sup>15</sup> / <sub>16</sub>	13 <sup>5</sup> / <sub>8</sub>	15 <sup>3</sup> / <sub>8</sub>
11130	B	INK DUCTOR	223-517	1 <sup>5</sup> / <sub>8</sub>	14 <sup>1</sup> / <sub>16</sub>	15 <sup>7</sup> / <sub>8</sub>
<b>MOLLETON WATER SYSTEM ROLLERS</b>						
11140	W	WATER FORM	223-581	1 <sup>3</sup> / <sub>4</sub>	13 <sup>9</sup> / <sub>16</sub>	15 <sup>3</sup> / <sub>8</sub>
11141	W	3M WATER FORM (3M sleeve #19714 <u>not</u> included)	223-533	1 <sup>31</sup> / <sub>32</sub>	13 <sup>9</sup> / <sub>16</sub>	15 <sup>3</sup> / <sub>8</sub>
11150	S	WATER DUCTOR	223-518	1 <sup>1</sup> / <sub>2</sub>	14 <sup>1</sup> / <sub>16</sub>	15 <sup>7</sup> / <sub>8</sub>

**DIDDE-GLASER MODEL 175**  
(with 11", 12" or 14" cutoff)

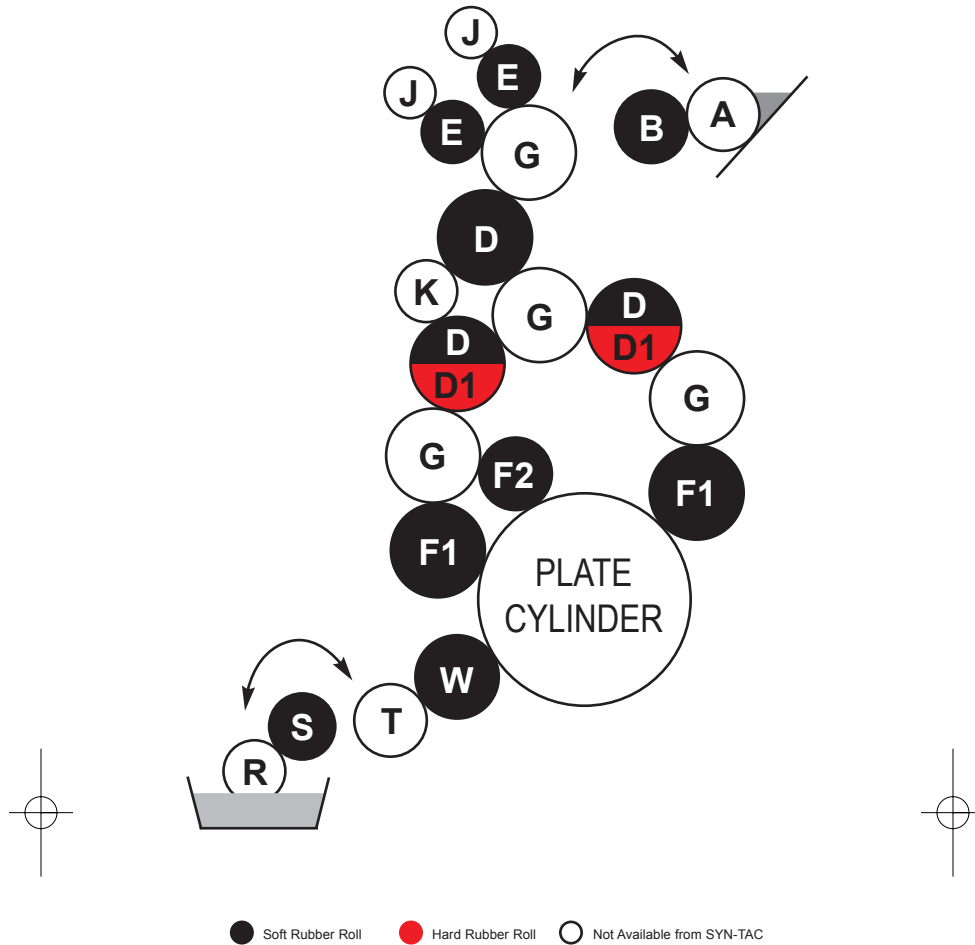


● Soft Rubber Roll      ○ Not Available from SYN-TAC

Syn-Tac Cat. No.	Key	Description	Mfg. Part No.	Roll Dia.	Roll Face Lgth.	Overall Shaft Lgth.
<b>INK SYSTEM ROLLERS</b>						
11210	F1	INK FORM (large)	225-590	2	17 <sup>11</sup> / <sub>32</sub>	19 <sup>3</sup> / <sub>8</sub>
11211	F2	INK FORM (medium)	225-589	1 <sup>15</sup> / <sub>16</sub>	17 <sup>11</sup> / <sub>32</sub>	19 <sup>3</sup> / <sub>8</sub>
11220	E	INK RIDER (with 1 <sup>1</sup> / <sub>16</sub> " dia. ball bearings)	225-577	1 <sup>1</sup> / <sub>4</sub>	18 <sup>1</sup> / <sub>8</sub>	21
11223	E	INK RIDER (with 7/ <sub>8</sub> " dia. ball bearings)	225-972	1 <sup>9</sup> / <sub>32</sub>	18 <sup>3</sup> / <sub>32</sub>	20 <sup>29</sup> / <sub>32</sub>
11221	D	INK DISTRIBUTOR	225-680	1 <sup>3</sup> / <sub>4</sub>	17 <sup>5</sup> / <sub>8</sub>	19 <sup>3</sup> / <sub>8</sub>
11222	D1	INK DISTRIBUTOR	225-586	1 <sup>15</sup> / <sub>16</sub>	17 <sup>5</sup> / <sub>8</sub>	19 <sup>3</sup> / <sub>8</sub>
11230	B	INK DUCTOR	225-618	1 <sup>5</sup> / <sub>8</sub>	18 <sup>1</sup> / <sub>16</sub>	19 <sup>7</sup> / <sub>8</sub>
<b>MOLLETON WATER SYSTEM ROLLERS</b>						
11240	W	WATER FORM	225-588	1 <sup>3</sup> / <sub>4</sub>	17 <sup>9</sup> / <sub>16</sub>	19 <sup>3</sup> / <sub>8</sub>
11241	W	3M WATER FORM (3M sleeve #19719 not included)	225-584	2	17 <sup>3</sup> / <sub>4</sub>	19 <sup>3</sup> / <sub>8</sub>
11250	S	WATER DUCTOR	225-581	1 <sup>1</sup> / <sub>2</sub>	18 <sup>1</sup> / <sub>16</sub>	19 <sup>7</sup> / <sub>8</sub>



DIDDE-GLASER MODEL 175 (with 17" cutoff)



Syn-Tac Cat. No.	Key	Description	Mfg. Part No.	Roll Dia.	Roll Face Lgth.	Overall Shaft Lgth.
<b>INK SYSTEM ROLLERS</b>						
11210	F1	INK FORM (large)	225-590	2	17 <sup>11</sup> / <sub>32</sub>	19 <sup>3</sup> / <sub>8</sub>
11212	F2	INK FORM (small)	223-665	1 <sup>3</sup> / <sub>4</sub>	17 <sup>11</sup> / <sub>32</sub>	19 <sup>3</sup> / <sub>8</sub>
11220	E	INK RIDER (with 1 <sup>1</sup> / <sub>16</sub> " dia. ball bearings)	225-577	1 <sup>1</sup> / <sub>4</sub>	18 <sup>1</sup> / <sub>8</sub>	21
11223	E	INK RIDER (with 7 <sup>7</sup> / <sub>8</sub> " dia. ball bearings)	225-972	1 <sup>9</sup> / <sub>32</sub>	18 <sup>3</sup> / <sub>32</sub>	20 <sup>29</sup> / <sub>32</sub>
11222	D	INK DISTRIBUTOR (soft rubber)	225-586	1 <sup>15</sup> / <sub>16</sub>	17 <sup>5</sup> / <sub>8</sub>	19 <sup>3</sup> / <sub>8</sub>
11224	D1	INK DISTRIBUTOR (hard rubber)	223-819	1 <sup>15</sup> / <sub>16</sub>	17 <sup>5</sup> / <sub>8</sub>	19 <sup>3</sup> / <sub>8</sub>
11230	B	INK DUCTOR	225-618	1 <sup>5</sup> / <sub>8</sub>	18 <sup>1</sup> / <sub>16</sub>	19 <sup>7</sup> / <sub>8</sub>
<b>MOLLETON WATER SYSTEM ROLLERS</b>						
11240	W	WATER FORM	225-588	1 <sup>3</sup> / <sub>4</sub>	17 <sup>9</sup> / <sub>16</sub>	19 <sup>3</sup> / <sub>8</sub>
11241	W	3M WATER FORM (3M sleeve #19719 not included)	225-584	2	17 <sup>3</sup> / <sub>4</sub>	19 <sup>3</sup> / <sub>8</sub>
11250	S	WATER DUCTOR	225-581	1 <sup>1</sup> / <sub>2</sub>	18 <sup>1</sup> / <sub>16</sub>	19 <sup>7</sup> / <sub>8</sub>